

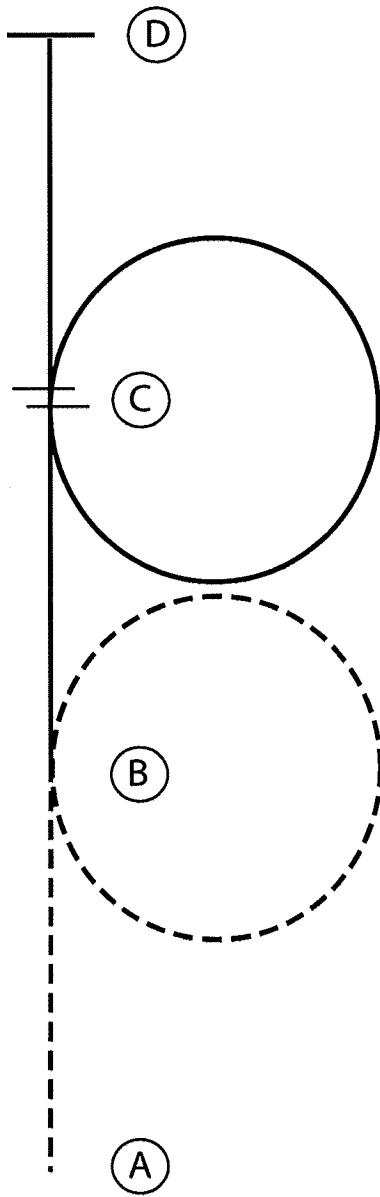
# Great Lakes Classic

## Equitation (All Level 1 Novice)

Show Date: 9/15/16

www.HorseShowPatterns.com

www.HorseShowPatterns.com



1. Sitting trot A to B
2. At B posting trot circle to the right around B on the left diagonal
3. At B canter on the right lead to and in a circle around C
4. At C perform a simple lead change and continue to D
5. Stop at D

Walk	.....
Trot	-----
Extended Trot	-----
Canter	—————
Leg Yield	
Lead Change	↘
Back	←←←←←
Marker	⊙
Sidepass	←- - - - -

[HSE/2-17]

Pattern Provided by:

*Michael Colvin*

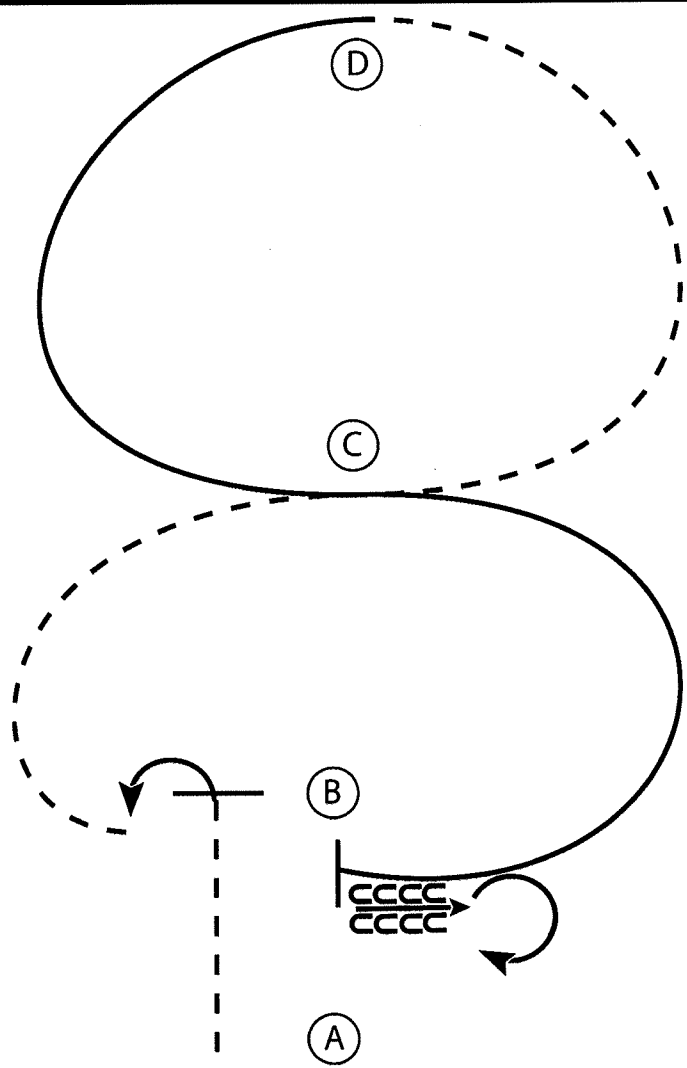
# Great Lakes Classic

## Equitation (Youth, Amateur, Select)

Show Date: 9/15/16

www.HorseShowPatterns.com

www.HorseShowPatterns.com



1. Sitting trot A to B
2. Stop at B and perform a 90 degree turn to the left on the forehand
3. Posting trot on the left diagonal in a half circle to C
4. At C change diagonals and posting trot a half circle to D
5. At D canter on the left lead in a half circle to C and continue in a half circle to B
6. Stop at B and back 4 steps
7. Perform a 270 degree turn to the right on the hindquarters

Walk	.....
Trot	-----
Extended Trot	-----
Canter	—————
Leg Yield	
Lead Change	↗↘
Back	←←←←
Marker	(B)
Sidepass	←- - - ->

[HSE/3-7]

Pattern Provided by:  
*Michael Colvin*

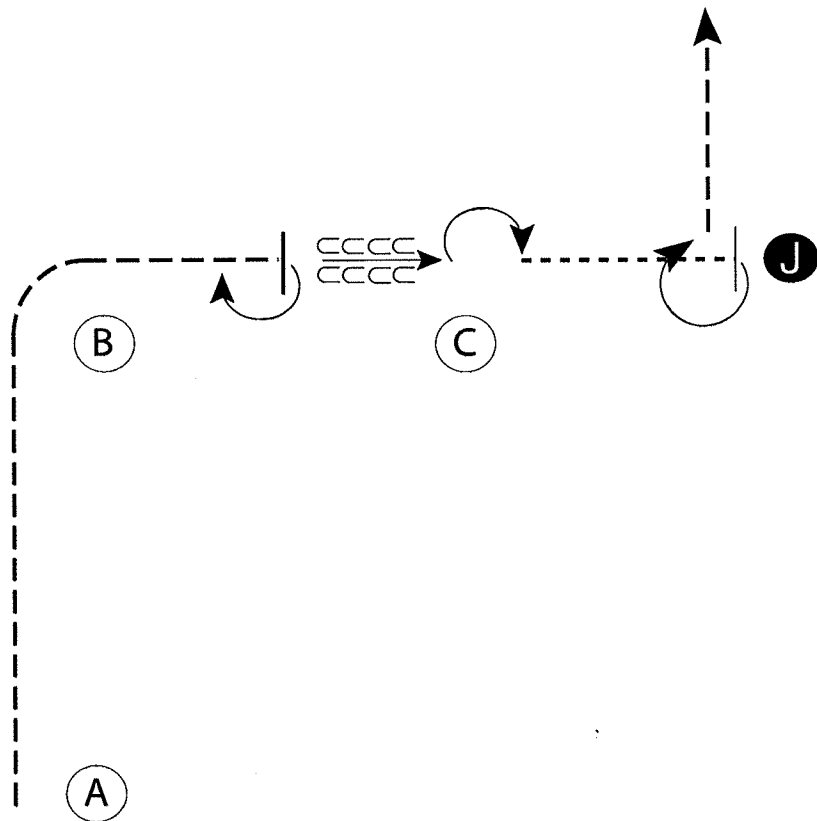
# Great Lakes Classic

## Showmanship (All Level 1 Novice)

Show Date: 9/15/16-9/16/16

www.HorseShowPatterns.com

www.HorseShowPatterns.com



1. Jog from A around B
2. Half way to C stop and perform a 180 degree turn
3. Back to C
4. Perform a 180 degree turn, walk to Judge and set up for inspection
5. When dismissed perform a 270 degree turn and trot to lineup

- Walk -----
- Trot -----
- Back ← C C C C
- Marker (B)
- Judge (J)

[S/2-26]

Pattern Provided by:

*Michael Colvin*

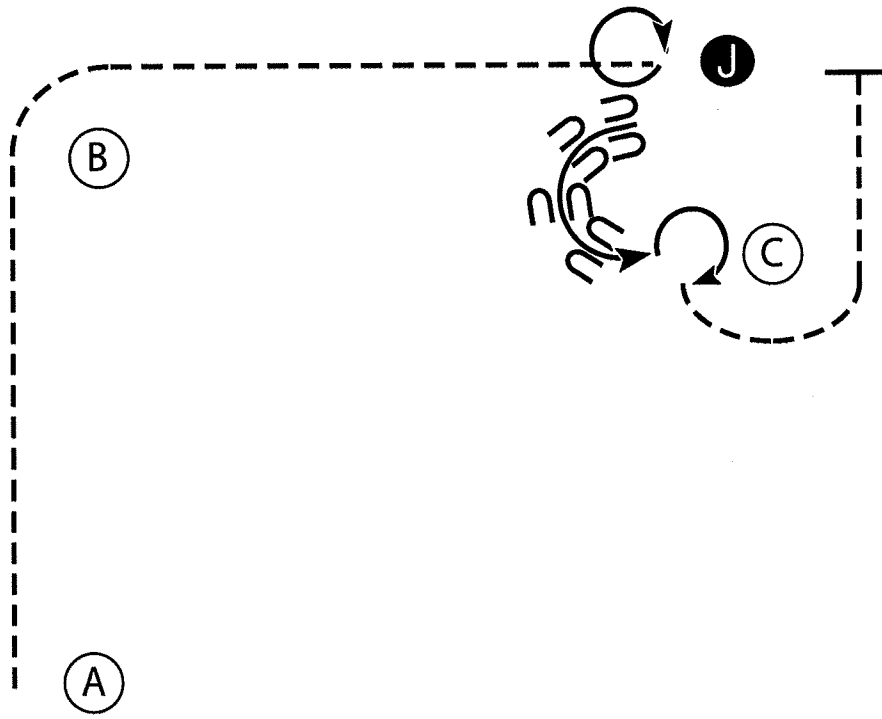
# Great Lakes Classic

## Showmanship (Youth, Amateur, Select)

Show Date: 9/15/16-9/16/16

www.HorseShowPatterns.com

www.HorseShowPatterns.com



1. Trot from A to the Judge.
2. Stop and perform a 360 degree turn.
3. Set up for inspection.
4. When dismissed back a half circle to C.
5. Perform a 270 degree turn and trot until even with the Judge.
6. Stop and wait for instructions from the ring steward.

Walk .....  
Trot - - - - -  
Back ← [Backward Trot Symbol]  
Marker (B)  
Judge (J)

[S/3-5]

Pattern Provided by:  
*Michael Colvin*

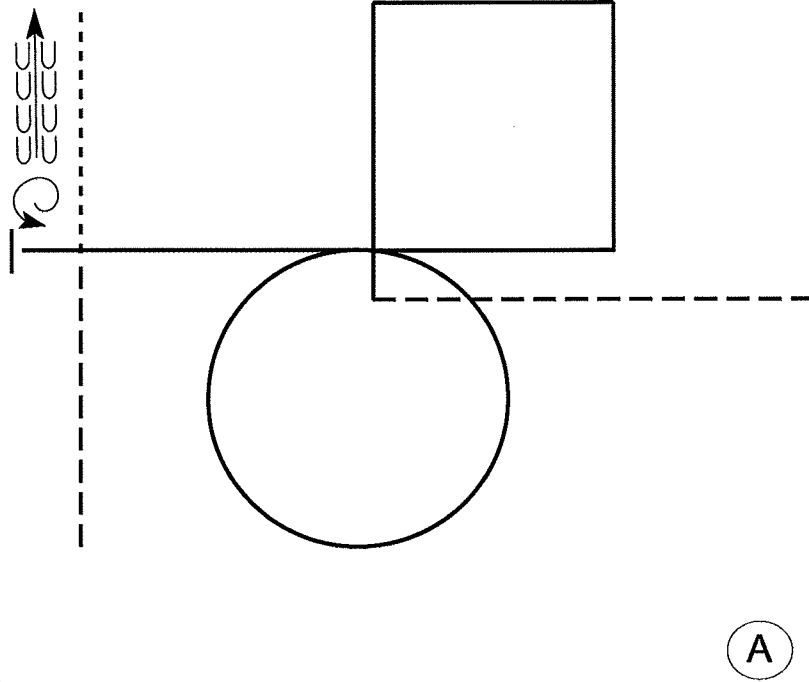
# Great Lakes Classic

## Horsemanship (All Level 1 Novice)

Show Date: 9/16/16

www.HorseShowPatterns.com

www.HorseShowPatterns.com



Be ready at A.

1. Perform a jog from A and a square corner toward center of pattern.
2. Make a square corner right at center.
3. Lope a right lead square.
4. Change leads at center and lope a left lead circle.
5. Close the circle and continue loping on the left lead in a straight line.
6. Stop and perform a 1 1/4 turn to the left.
7. Back 5 steps.
8. Walk until you cross your line.
9. Exit arena at a jog.

Walk	.....
Jog	-----
Extended Jog	- - - - -
Lope	—————
Lead Change	———/———
Back	←———
Marker	ⓑ

[WH/2-104]

Pattern Provided by:

*Michael Colvin*



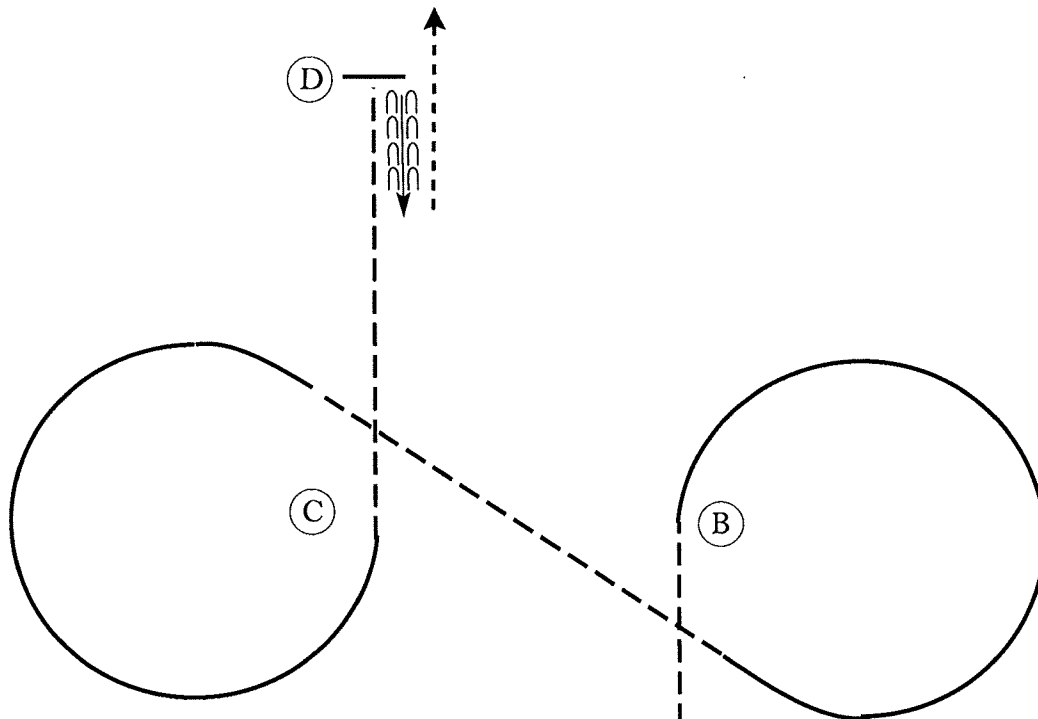
# Great Lakes Classic

## Equitation (All Level 1 Novice)

Show Date: 9/17/16

www.HorseShowPatterns.com

www.HorseShowPatterns.com



Be ready before A.

1. Walk to A.
2. Posting trot on the left diagonal to B.
3. At B, canter a circle to the right.
4. When even with B, sitting trot to C.
5. At C, canter a circle to the left.
6. Posting trot on the right diagonal from C to D.
7. Stop at D and back approximately one horse length.

Exit at a walk.

Follow the instructions of your ring steward.

Walk	-----
Trot	- - - - -
Extended Trot	-----
Canter	=====
Leg Yield	
Lead Change	— / —
Back	← ← ← ← ←
Marker	⊙
Sidepass	← - - - - ←
Hand Gallop	-----

[HSE/1-41]

Pattern Provided by:  
*The Judges*

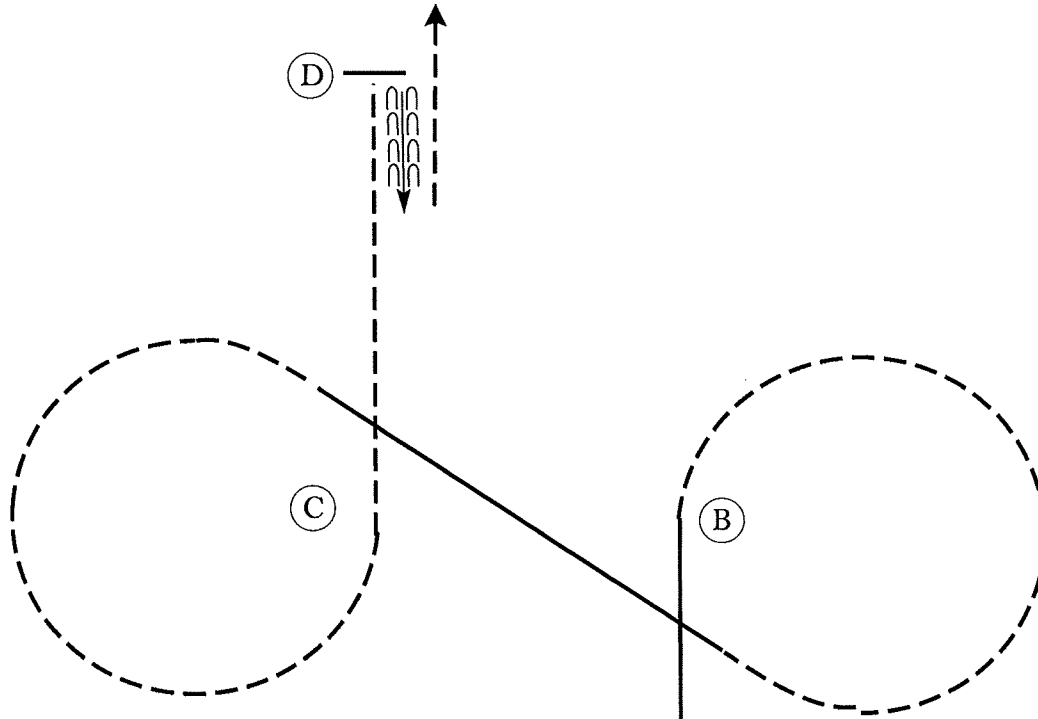
# Great Lakes Classic

## Equitation (Youth, Amateur, Select)

Show Date: 9/17/16

www.HorseShowPatterns.com

www.HorseShowPatterns.com



Be ready before A.

1. Walk to A.
2. Canter on the right lead to B.
3. Posting trot a circle to the right on the left diagonal.
4. When even with B, canter on the left lead to C.
5. At C, posting trot a circle to the left on the right diagonal.
6. Sitting trot from C to D.
7. Stop at D and back approximately one horse length.

Exit at a sitting trot.

Follow the instructions of your ring steward.

Walk	-----
Trot	- - - - -
Extended Trot	-----
Canter	=====
Leg Yield	
Lead Change	↘ ↙
Back	← ← ← ← ←
Marker	⊙
Sidepass	← ← ← ← ←
Hand Gallop	-----

[HSE/2-41]

Pattern Provided by:

*The Judges*



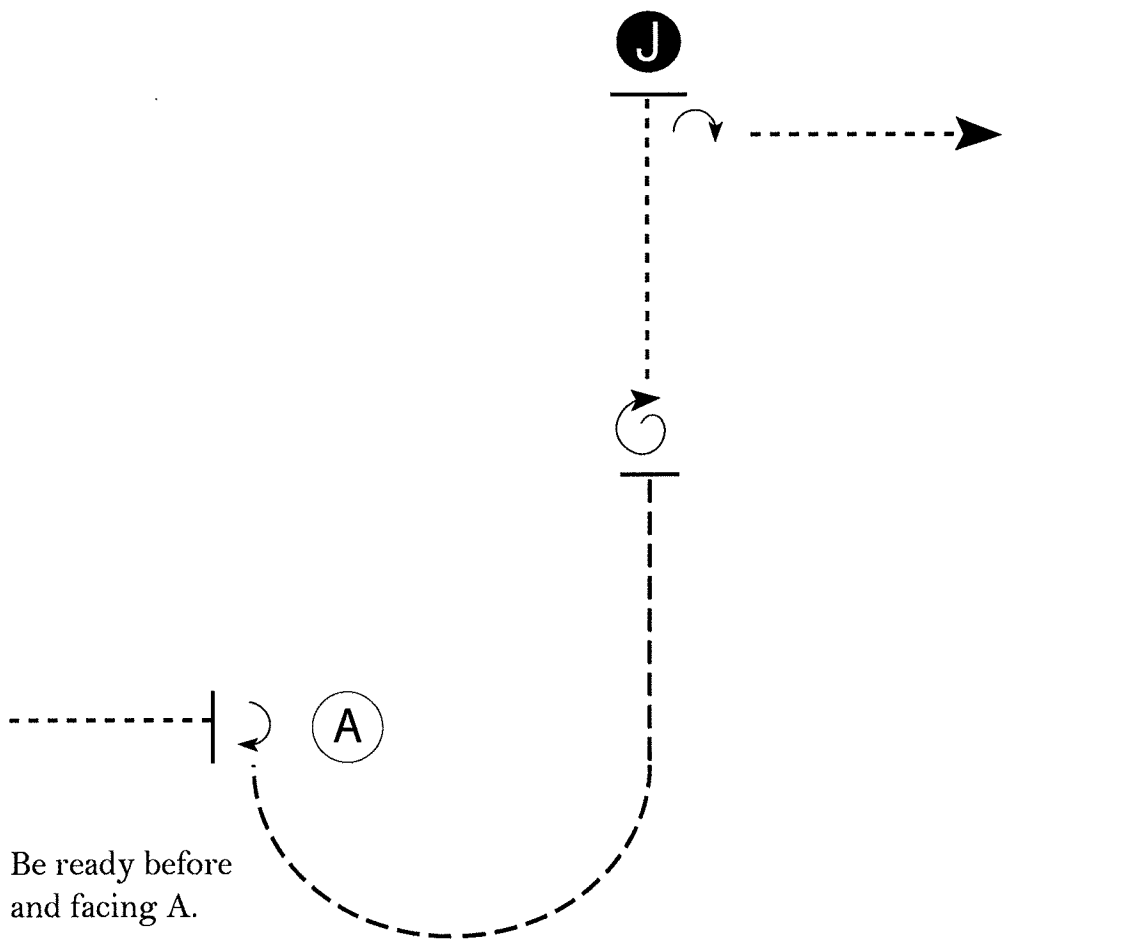
# Great Lakes Classic

## Showmanship (All Level 1 Novice)

Show Date: 9/18/16

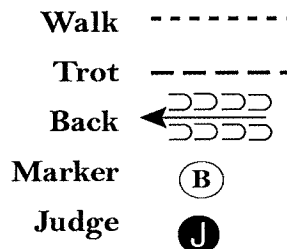
w w w . H o r s e S h o w P a t t e r n s . c o m

w w w . H o r s e S h o w P a t t e r n s . c o m



1. Walk to A.
2. Stop and perform a 1/4 turn.
3. Trot in a half circle and halfway to Judge.
4. Stop and perform a full (360 degree) turn.
5. Walk to judge and set up for inspection.
6. When dismissed, perform a 1/4 turn and walk straight away from Judge.

Follow the instructions of your ring steward.



[S/1-82]

Pattern Provided by:

*The Judges*



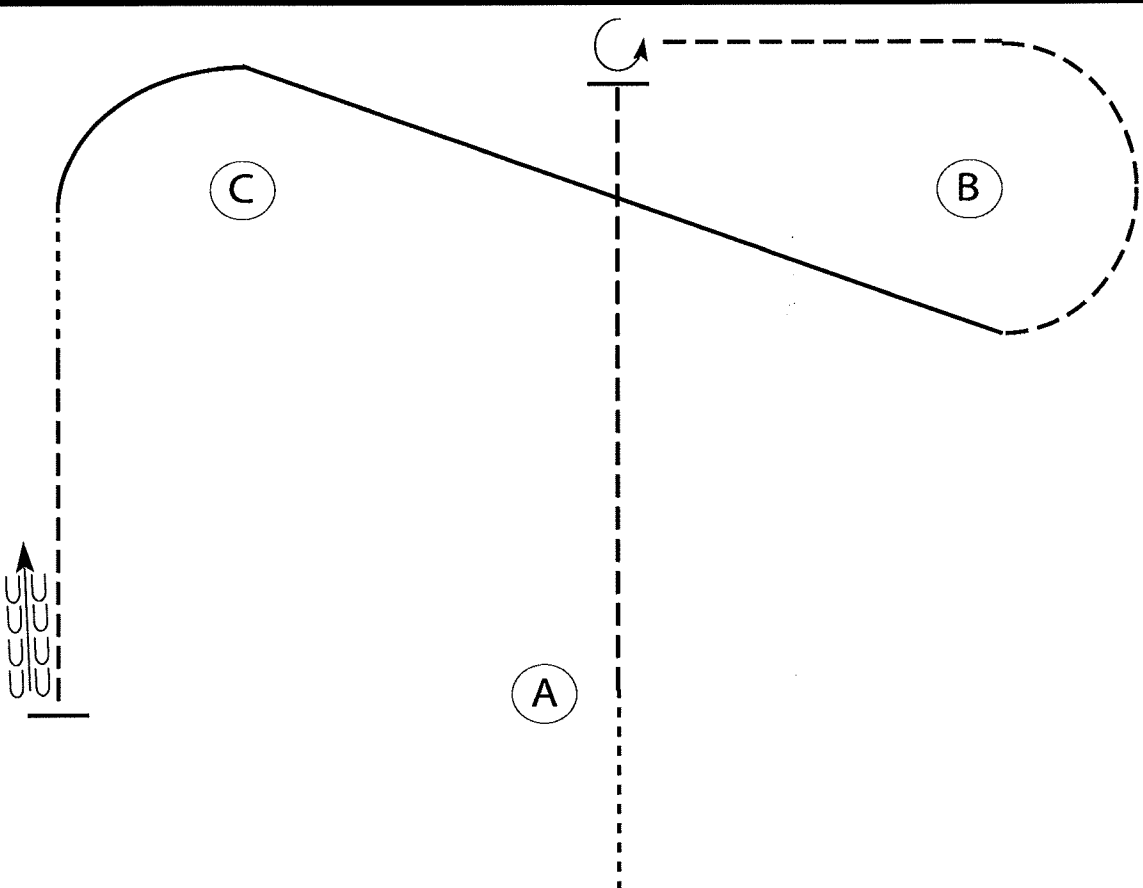
# Great Lakes Classic

## Horsemanship (All Level 1 Novice)

Show Date: 9/18/16

www.HorseShowPatterns.com

www.HorseShowPatterns.com



Be ready before A.

1. Walk to A.
2. Jog until just past B and C.
3. Stop and perform a 3/4 turn left.
4. Jog to and around B.
5. Lope on the left lead to and around C.
6. Break to walk for 2 strides.
7. Jog until even with A.
8. Stop and back approximately one horse length and walk to exit.

- Walk
- Jog
- Extended Jog
- Lope
- Lead Change
- Back
- Marker

Follow the instructions of your ring steward.

[WH/1-91]

Pattern Provided by:

*The Judges*

