

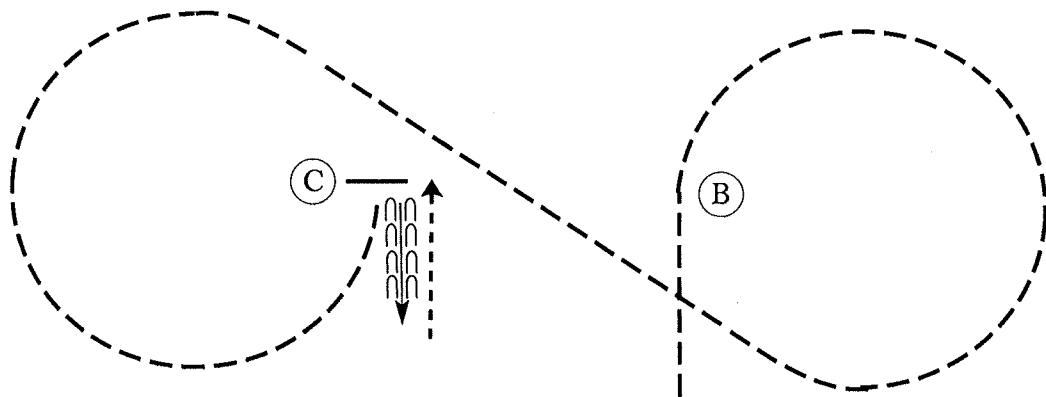
# Great Lakes Classic

## Small Fry Equitation

Show Date: 9/17/16

www.HorseShowPatterns.com

www.HorseShowPatterns.com



Be ready before A.

1. Walk to A.
2. Sitting trot to B.
3. At B, trot a circle to the right on the left diagonal.
4. When halfway to C, change diagonals.
5. Posting trot on the right diagonal to and around C.
6. Stop at C and back approximately one horse length.

Exit at a walk.

Follow the instructions of your ring steward.

Walk	-----
Trot	- - - - -
Extended Trot	- - - - -
Canter	—————
Leg Yield	
Lead Change	///
Back	←←←←←
Marker	(B)
Sidepass	← - - - - →
Hand Gallop	—————

[HSE/WT-41]

Pattern Provided by:

*The Judges*

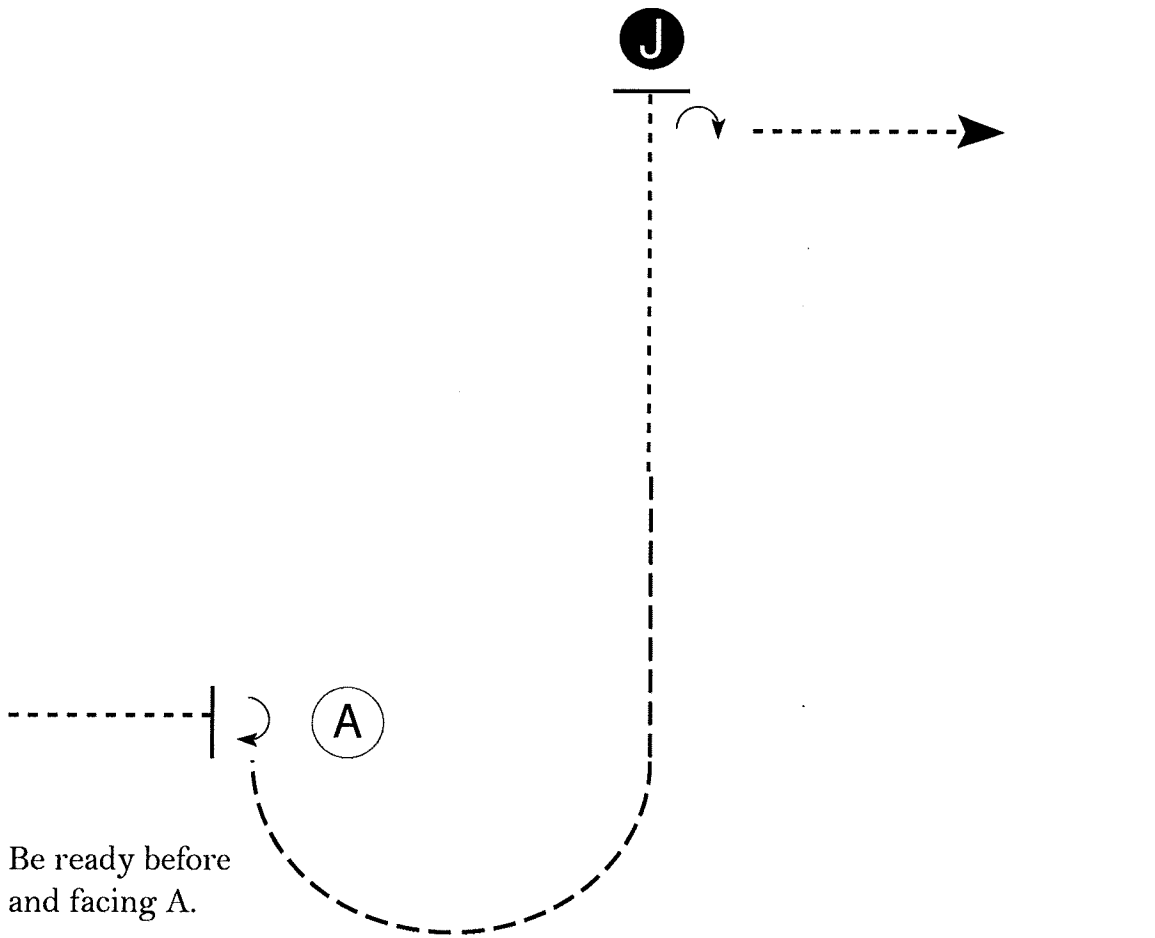
# Great Lakes Classic

## Small Fry Showmanship

Show Date: 9/18/16

www.HorseShowPatterns.com

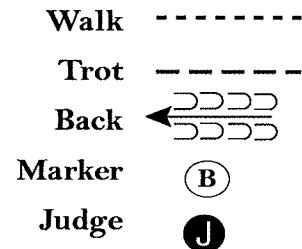
www.HorseShowPatterns.com



Be ready before  
and facing A.

1. Walk to A.
2. Stop and perform a 1/4 turn.
3. Trot in a half circle and halfway to Judge..
4. Walk to judge and set up for inspection.
5. When dismissed, perform a 1/4 turn and walk straight away from Judge.

Follow the instructions of your ring steward.



[S/WT-82]

Pattern Provided by:

*The Judges*

# Great Lakes Classic

## Small Fry Horsemanship

Show Date: 9/18/16

www.HorseShowPatterns.com

www.HorseShowPatterns.com

Be ready before A.

1. Walk to A.
2. Jog until just past B and C.
3. Stop and perform a 3/4 turn left.
4. Jog to and around B.
5. Continue the jog to C.
6. Break to walk and walk around and past C.
7. Jog until even with A.
8. Stop and back approximately one horse length and walk to exit.

Follow the instructions of your ring steward.

Walk	-----
Jog	- - - - -
Extended Jog	—————
Lope	
Lead Change	↙
Back	←
Marker	⊙

[WH/WT-91]

Pattern Provided by:

*The Judges*