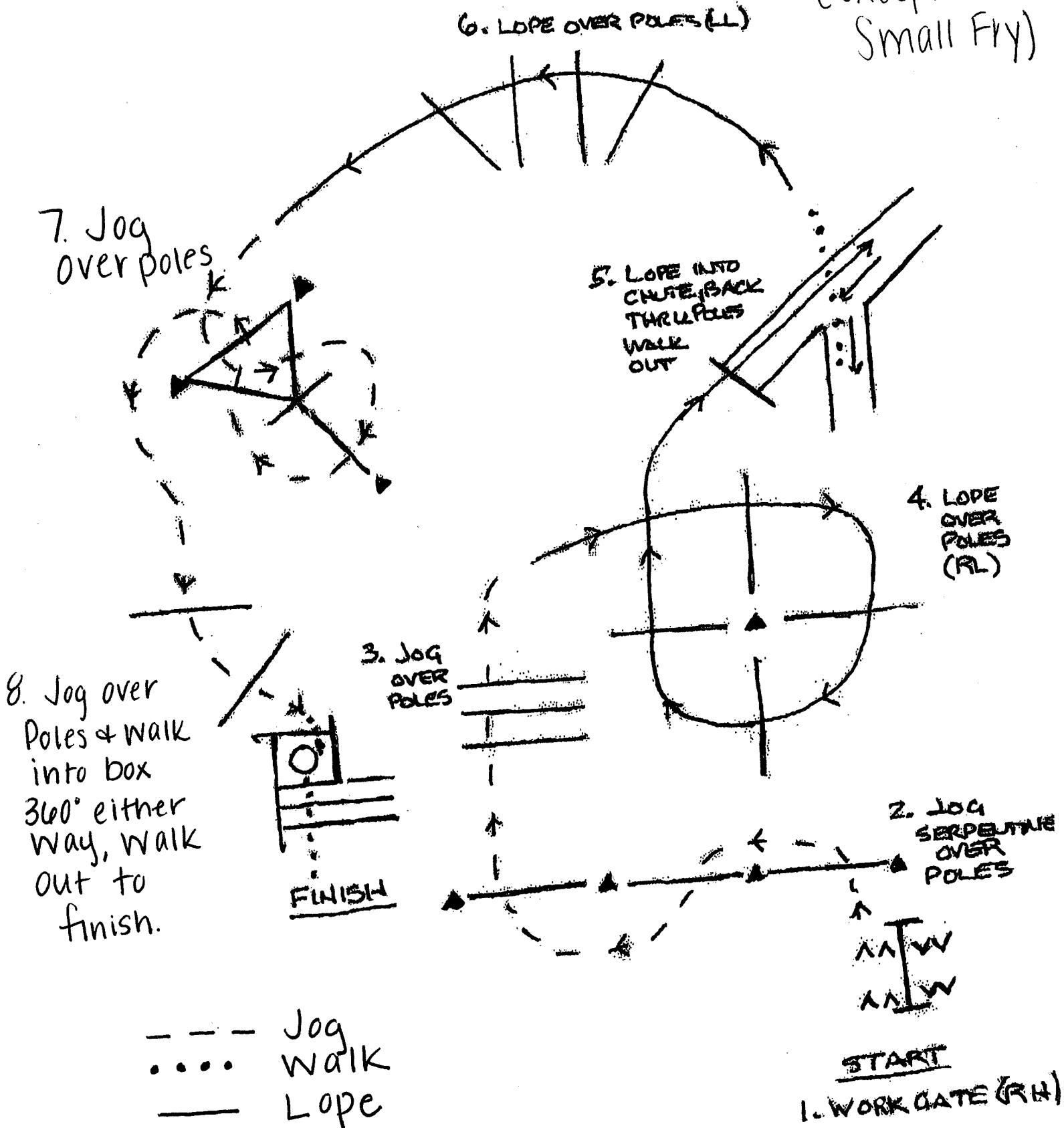


MQHYA Spartan Spectacular

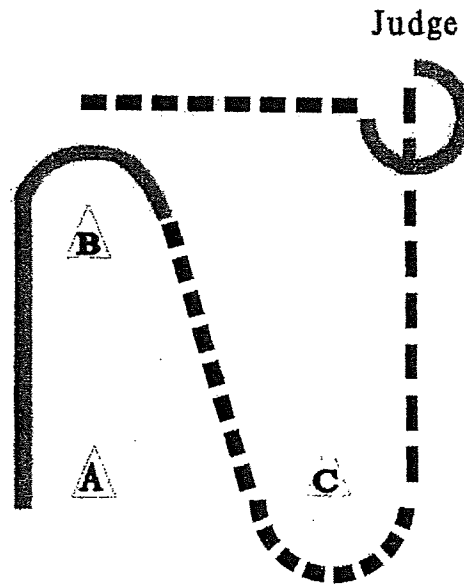
Friday, April 28th, 2017

All Trail
(except
Small Fry)



MQHYA Spartan Spectacular

Saturday, April 29th, 2017



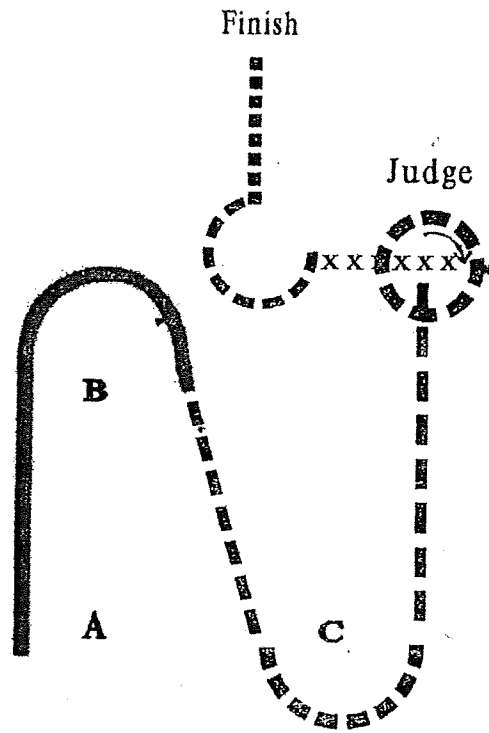
1. Begin at A, walk to and around B.
2. Continue and trot around C, straight to Judge.
3. Stop and set up for inspection.
4. When dismissed, perform a 270 turn to the right, Trot away to finish.

SHOWMANSHIP NOVICE & ROOKIE

Pattern Provided by: *Mark Sheridan*

MQHYA Spartan Spectacular

Saturday, April 29th, 2017



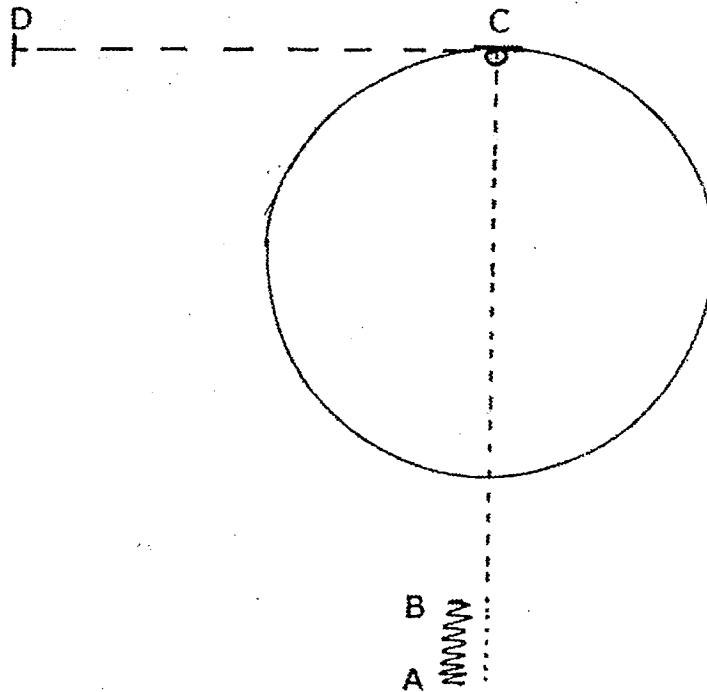
1. Begin at A, walk to and around B.
2. Continue and trot around C, straight to Judge.
3. Stop and set up for inspection.
4. When dismissed, perform a 1 1/4 turn to the right.
5. Back six steps.
6. Perform a 270 turn to right and trot to finish.

SHOWMANSHIP YOUTH, AMATEUR & SELECT

Pattern Provided by: *Mark Sheridan*

MQHYA Spartan Spectacular

Saturday, April 29th, 2017



1. Start at B and back to A,
2. Walk to B. At B extended trot to C.
3. Stop at C and complete $1 \frac{1}{4}$ turn on the haunches to the left,
4. Lope a circle to the left.
5. At C break to a jog and stop at D.

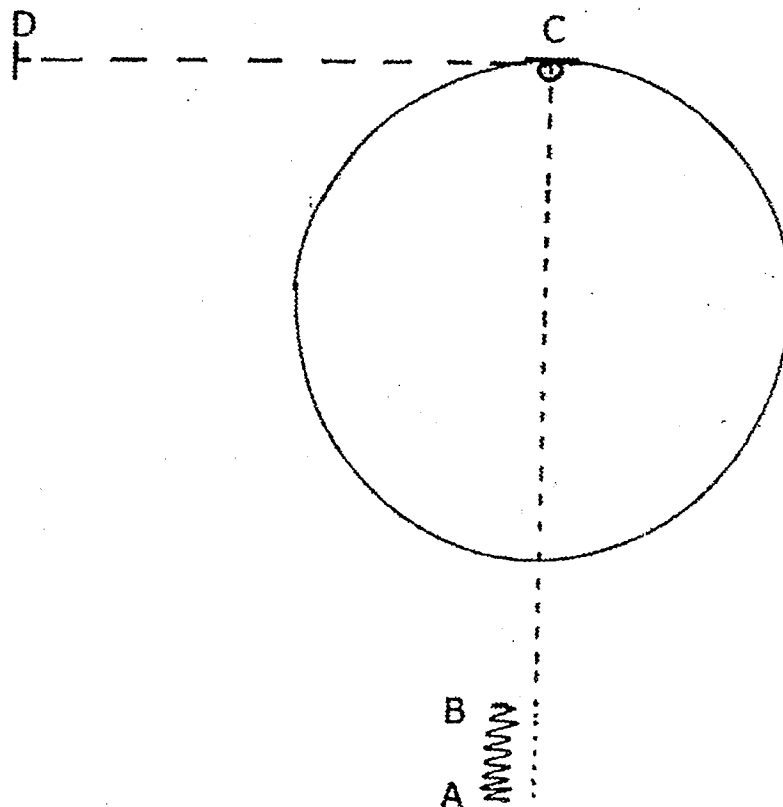
HORSEMANSHIP

Rookie, Novice

Pattern Provided by: *Mark Sheridan*

MQHYA Spartan Spectacular

Saturday, April 29th, 2017



1. Start at B and back to A,
2. Walk to B. At B extended trot to C.
3. Stop at C and complete $2\frac{1}{4}$ turn on the haunches to the left,
4. Lope a circle to the left WITH SPEED,
5. At C break to a jog and stop at D.

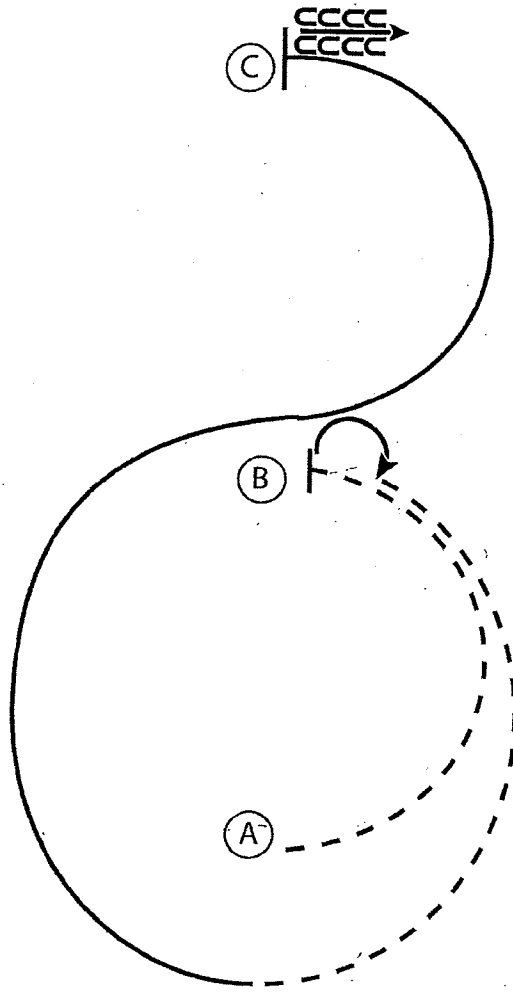
HORSEMANSHIP

Youth All Ages, Amateur, Select

Pattern Provided by: *Mark Sheridan*

MQHYA Spartan Spectacular

Sunday, April 30th, 2017



1. Posting trot half circle A to B
2. At B stop and perform a 180 degree turn to the right on the forehand
3. Posting trot half circle B to A
4. At A canter a half circle to B on the left lead
5. At B maintain the left lead in a half circle to C
6. At C stop and back 4 steps

Walk
Trot	- - - - -
Extended Trot	—————
Canter	—————
Leg Yield	
Lead Change	— / —
Back	← CCCC CCCC ←
Marker	(B)
Sidepass	← - - - - ←

ALL HUNT SEAT EQUITATION

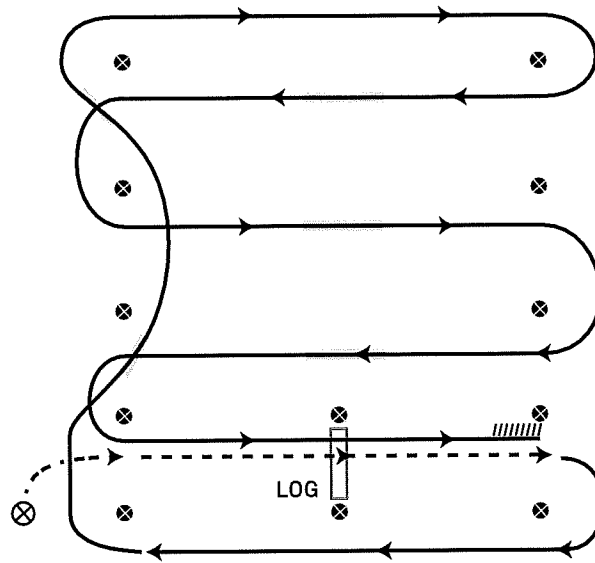
Pattern Provided by: *Mark Sheridan*

MQHYA Spartan Spectacular

Sunday, April 30, 2017

All L1

LEVEL I WESTERN RIDING PATTERN 3

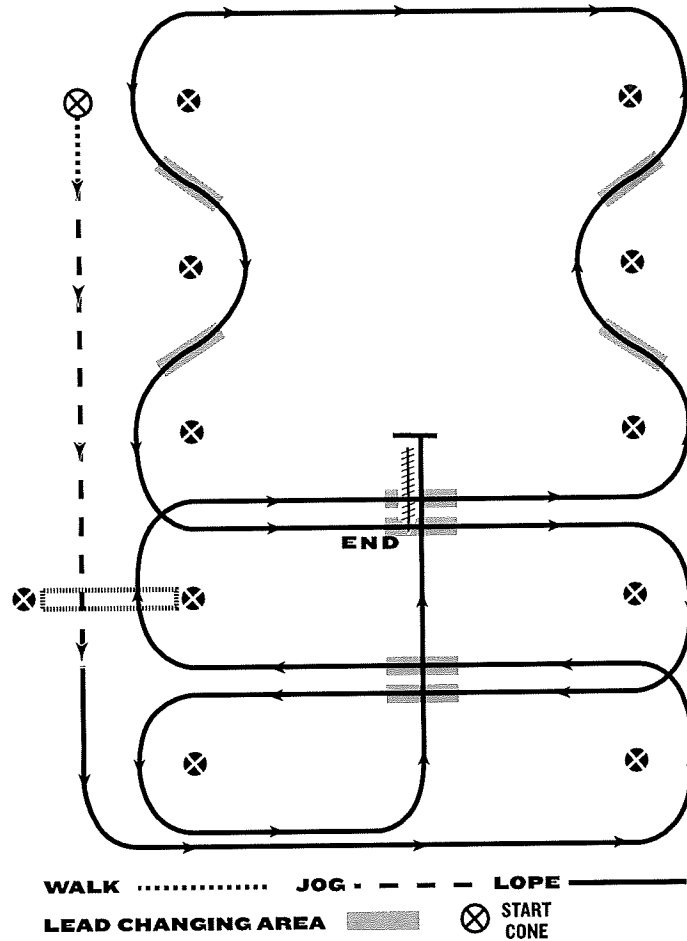


1. Walk, transition to jog, jog over log
2. Transition to right lead & lope around end
3. First line change
4. Second line change, lope around end of arena
5. First crossing change
6. Second crossing change
7. Third crossing change
8. Lope over log
9. Lope, stop & back

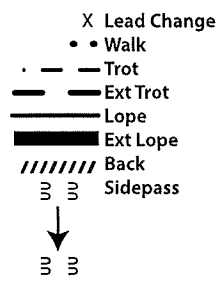
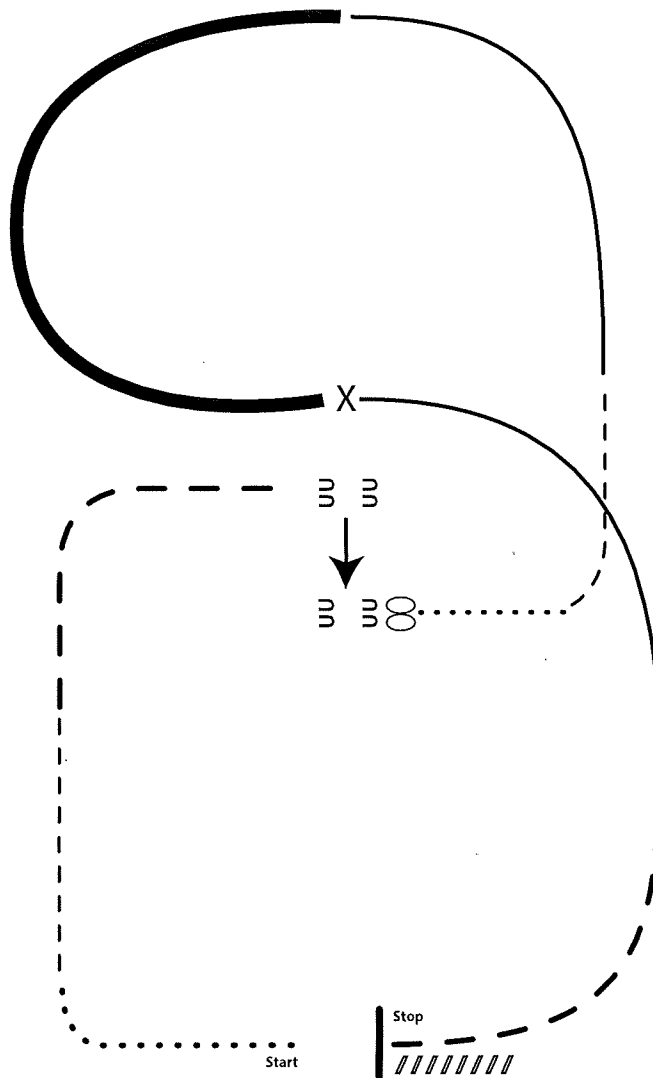
WESTERN RIDING PATTERN 3

Sunday, April 30, 2017

All except L1

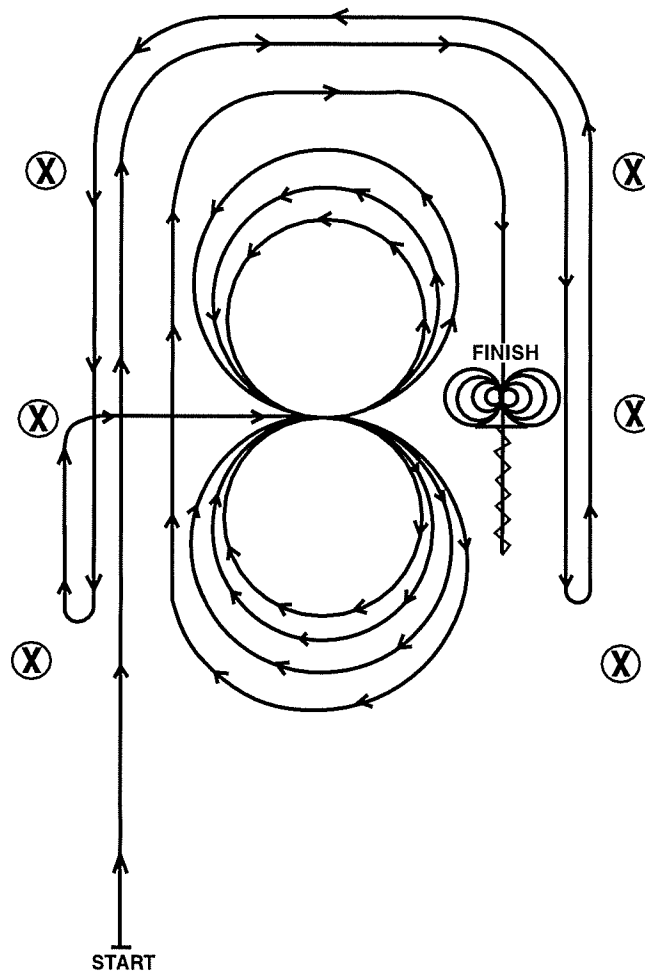


1. Walk halfway between markers, transition to jog, jog over log
2. Transition to the lope, on the left lead
3. First crossing change
4. Lope over log
5. Second crossing change
6. First line change
7. Second line change
8. Third line change
9. Fourth line change
10. Third crossing change
11. Fourth crossing change
12. Lope up the center, stop & back



1. Walk to the left around corner of the arena
2. Trot
3. Extend alongside of the arena and around the corner to center
4. Stop, side pass right
5. 360 degree turn each direction (either way 1st)
6. Walk
7. Trot
8. Lope left lead
9. Extend the lope
10. Change leads (simple or flying)
11. Collect to the lope
12. Extend Trot
13. Stop and back

Sunday, April 30, 2017



○ MARKER

- 1.** Beginning, and staying at least 20 feet (6 meters) from the walls or fence, lope straight up the left side of the arena, circle the top end of the arena, run straight down the opposite or right side of the arena past the center marker and do a left rollback - no hesitation.
- 2.** Continue straight up the right side of the arena staying at least 20 feet (6 meters) from the wall or fence, circle back around the top of the arena, run straight down the left side of the arena past the center marker and do a right rollback - no hesitation.
- 3.** Continue up the left side of the arena to the center marker. At the center marker, the horse should be on the right lead. Guide the horse to the center of the arena on the right lead and complete three circles to the right: the first two circles large and fast; the third circle small and slow. Change leads at the center of the arena.
- 4.** Complete three circles to the left: the first two circles large and fast; the third circle small and slow. Change leads in the center of the arena.
- 5.** Begin a large circle to the right but do not close this circle. Continue up the left side of the arena staying at least 20 feet (6 meters) from the wall or fence, circle the top of the arena, run straight down the opposite or right side of the arena past the center marker and do a sliding stop. Back up at least 10 feet (3 meters). Hesitate.
- 6.** Complete four spins to the right.
- 7.** Complete four spins to the left. Hesitate to demonstrate completion of the pattern.

Rider may drop bridle to the designated judge.