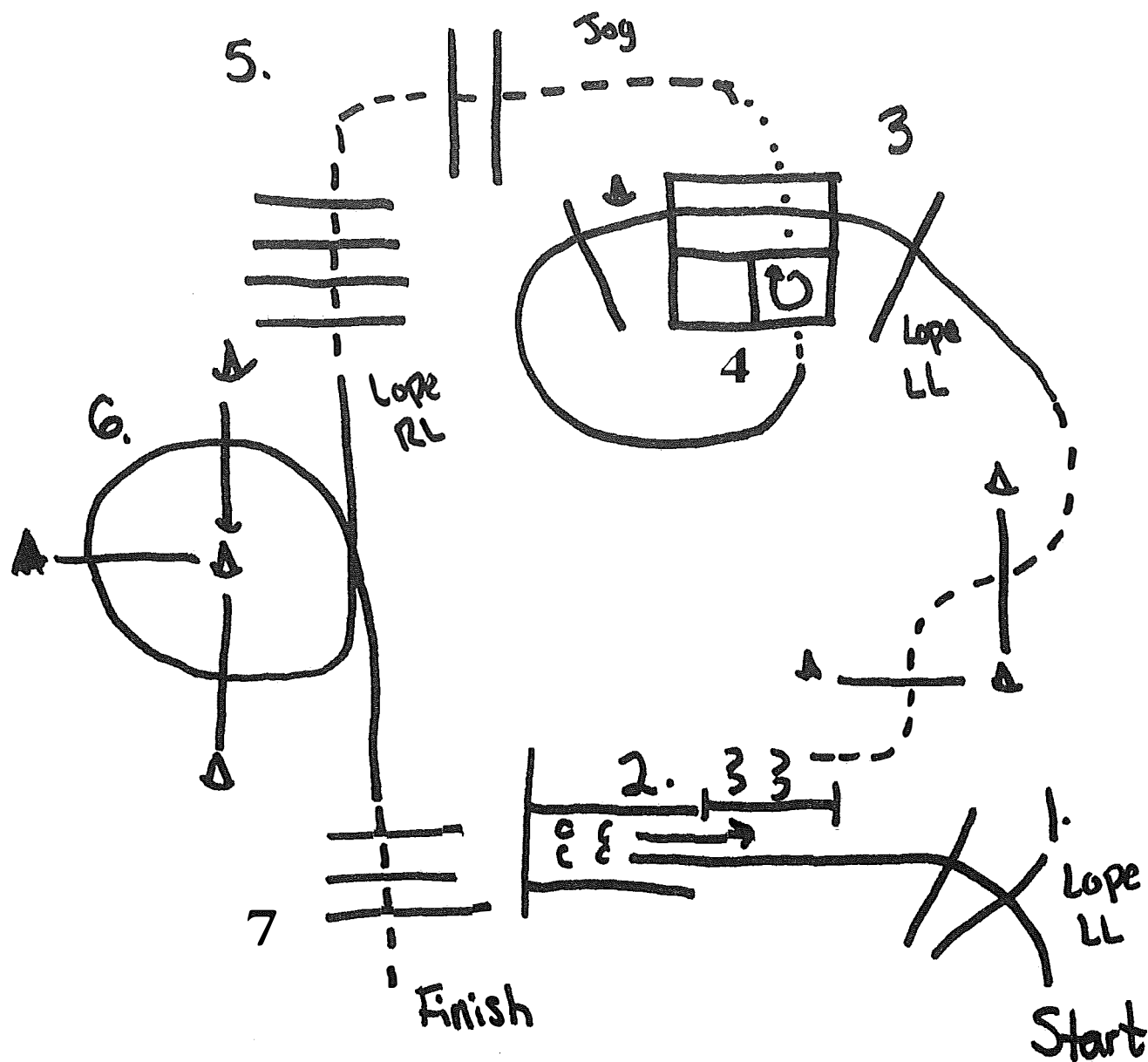


Easter Eggstravaganza
All Trail (except Small Fry & Walk Trot)
04/03/2024



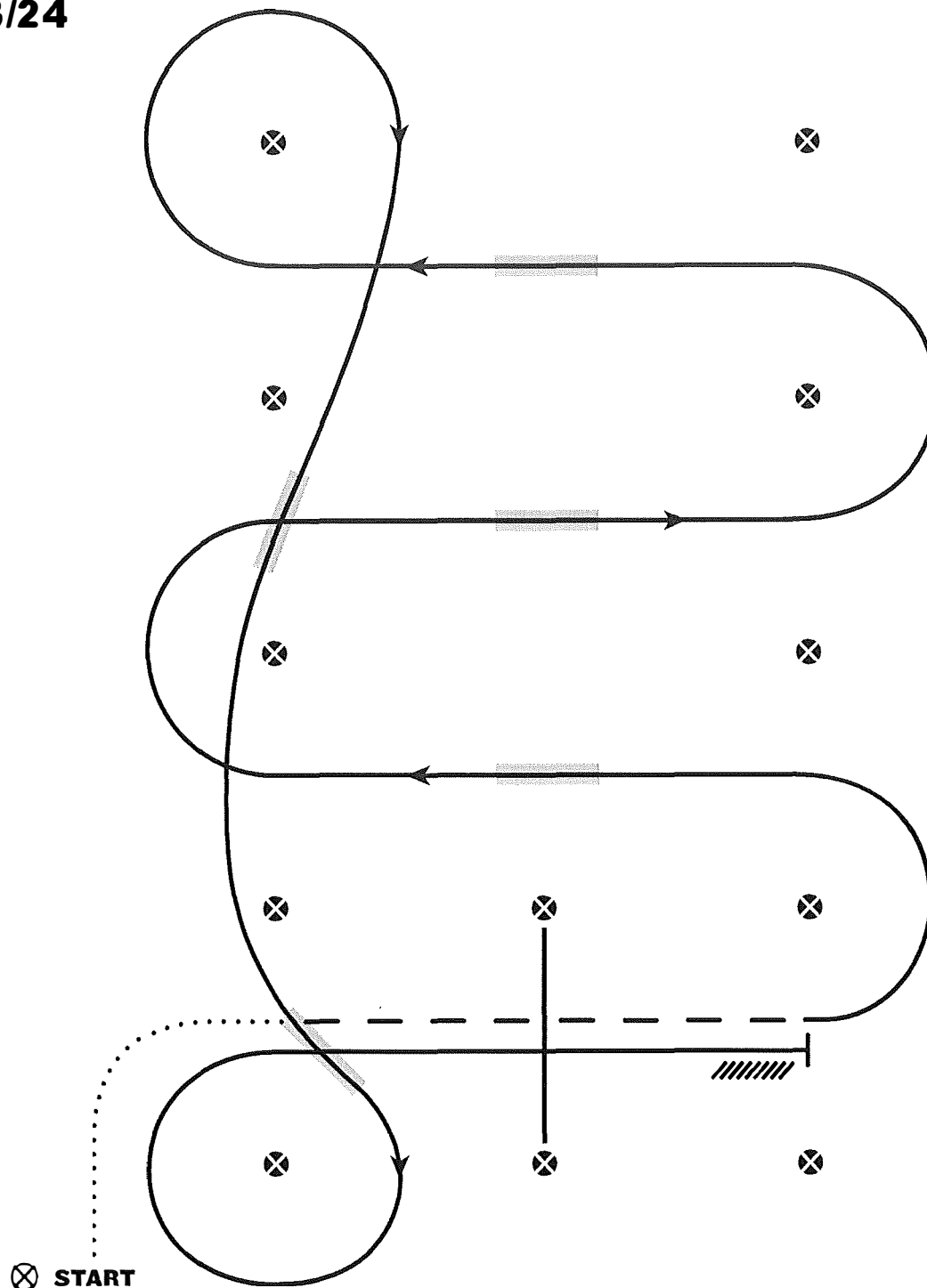
1. Lope left lead over poles and into chute
2. Back until in proper position for right hand gate and work gate, jog poles
3. Lope left lead over poles
4. Enter box at a walk, turn 360° either direction and exit at a walk
5. Jog over poles
6. Lope right lead over poles
7. Break to a trot and trot over poles to finish pattern

LEVEL I WESTERN RIDING PATTERN 2

4/3/24

LEGEND

.....	Walk
- - -	Jog
— — —	Lope
//////	Back
▨	Lead Changing Area



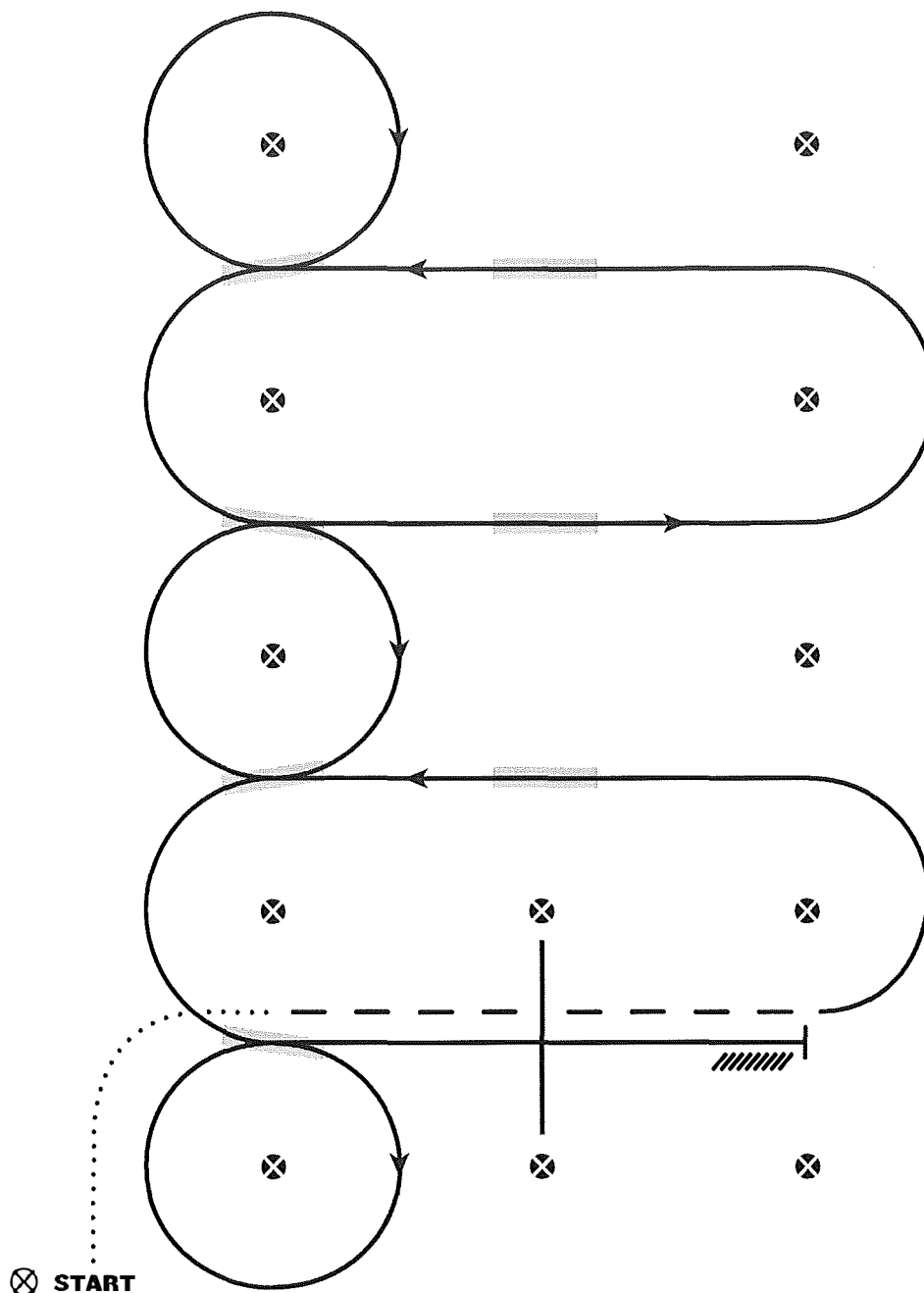
1. Walk at least 15 feet from start cone to the first marker, as drawn, transition to jog, jog over log.
2. Transition to the lope left lead
3. First crossing change
4. Second crossing change
5. Third crossing change
6. Circle & first line change
7. Second line change & circle
8. Lope over log
9. Stop & back

WESTERN RIDING - PATTERN 2

4/3/24

LEGEND

.....	Walk
---	Jog
—	Lope
////	Back
▨	Lead Changing Area

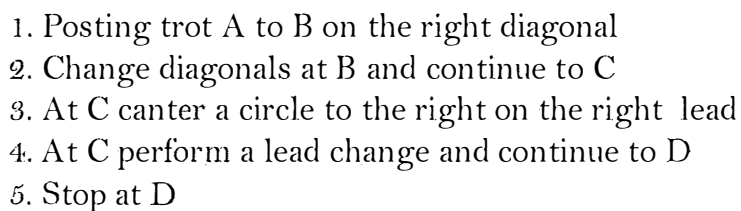


1. Walk at least 15 feet from start cone to the first marker, as drawn, transition to jog, jog over log.
2. Transition to the lope left lead
3. First crossing change
4. Second crossing change
5. Third crossing change
6. Circle & first line change
7. Second line change
8. Third line change
9. Fourth line change & circle
10. Lope over log
11. Lope, stop & back

www.HorseShowPatterns.com

www.horsepatterns.com

Show Date: 4/4/24



[illegible]

100.00	99.99	99.98	99.97	99.96	99.95	99.94	99.93	99.92	99.91	99.90	99.89	99.88	99.87	99.86	99.85	99.84	99.83	99.82	99.81	99.80	99.79	99.78	99.77	99.76	99.75	99.74	99.73	99.72	99.71	99.70	99.69	99.68	99.67	99.66	99.65	99.64	99.63	99.62	99.61	99.60	99.59	99.58	99.57	99.56	99.55	99.54	99.53	99.52	99.51	99.50	99.49	99.48	99.47	99.46	99.45	99.44	99.43	99.42	99.41	99.40	99.39	99.38	99.37	99.36	99.35	99.34	99.33	99.32	99.31	99.30	99.29	99.28	99.27	99.26	99.25	99.24	99.23	99.22	99.21	99.20	99.19	99.18	99.17	99.16	99.15	99.14	99.13	99.12	99.11	99.10	99.09	99.08	99.07	99.06	99.05	99.04	99.03	99.02	99.01	99.00
--------	-------	-------	-------	-------	-------	-------	-------	-------	-------	-------	-------	-------	-------	-------	-------	-------	-------	-------	-------	-------	-------	-------	-------	-------	-------	-------	-------	-------	-------	-------	-------	-------	-------	-------	-------	-------	-------	-------	-------	-------	-------	-------	-------	-------	-------	-------	-------	-------	-------	-------	-------	-------	-------	-------	-------	-------	-------	-------	-------	-------	-------	-------	-------	-------	-------	-------	-------	-------	-------	-------	-------	-------	-------	-------	-------	-------	-------	-------	-------	-------	-------	-------	-------	-------	-------	-------	-------	-------	-------	-------	-------	-------	-------	-------	-------	-------	-------	-------	-------	-------

כככ

②

○

[HSE/2-15]

Pattern Provided by:

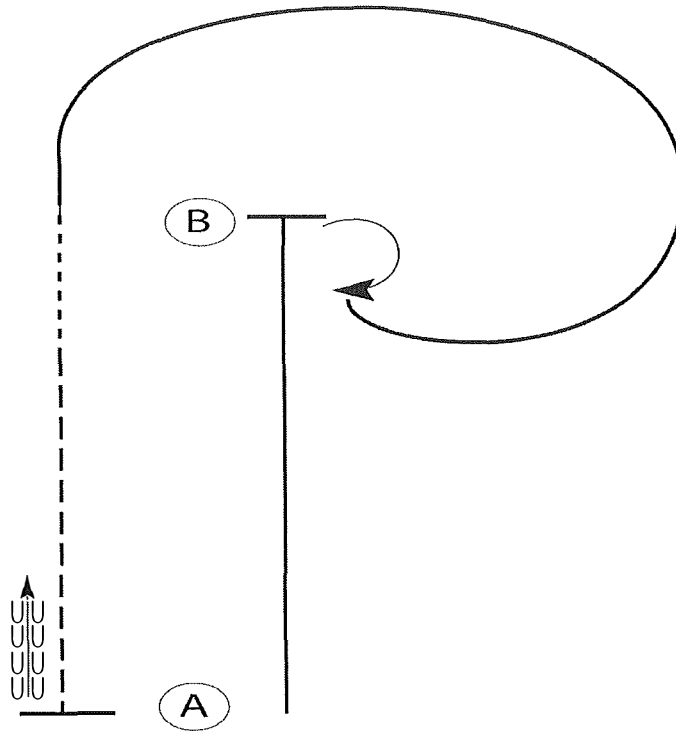
Easter Eggstravaganza

Horsemanship (All Level 1 & Rookie)

Show Date: 4/4/24

www.HorseShowPatterns.com

www.HorseShowPatterns.com



Be ready at A.

1. Lope on the right lead to B.
2. Turn 180 degrees to the right.
3. Lope on the left lead back around to B.
4. At B, break to the walk.
5. Walk approximately 10 feet.
6. Jog to A.
7. Stop at A and back approximately one horse length.

Follow the instructions of your ring steward.

Walk	-----
Jog	-----
Extended Jog	-----
Lope	=====
Leg Yield	
Lead Change	↗ ↘
Back	← ← ← ← ←
Marker	(B)
Sidepass	← ----- →

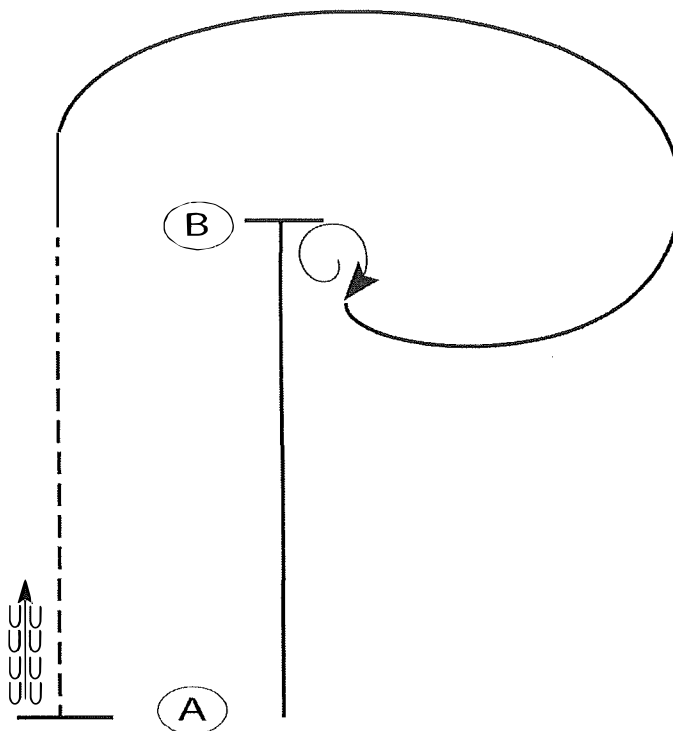
[WH/2-43]

Pattern Provided by:

Easter Eggstravaganza

Horsemanship (Amateur, Select, Youth)

Show Date: 4/4/24



Be ready at A.

1. Lope on the right lead to B.
2. Turn 1 1/2 turns to the right.
3. Lope on the left lead back around to B.
4. At B, break to the walk.
5. Walk approximately 10 feet.
6. Extended jog to A.
7. Stop at A and back approximately one horse length.

Follow the instructions of your ring steward.

Walk	-----
Jog	-----
Extended Jog	-----
Lope	-----
Leg Yield	
Lead Change	---/---
Back	← --- ←
Marker	(B)
Sidepass	←-----→

Pattern Provided by:

[WH/3-43]

www.HorseShowPatterns.com

www.HorseShowPatterns.com

www.HorseShowPatterns.com



www.HorseShowPatterns.com

- www.HorseShowPatterns.com

www.HorseShowPatterns.com

www.HorseShowPatterns.com

www.HorseShowPatterns.com

www.HorseShowPatterns.com

www.HorseShowPatterns.com

www.HorseShowPatterns.com

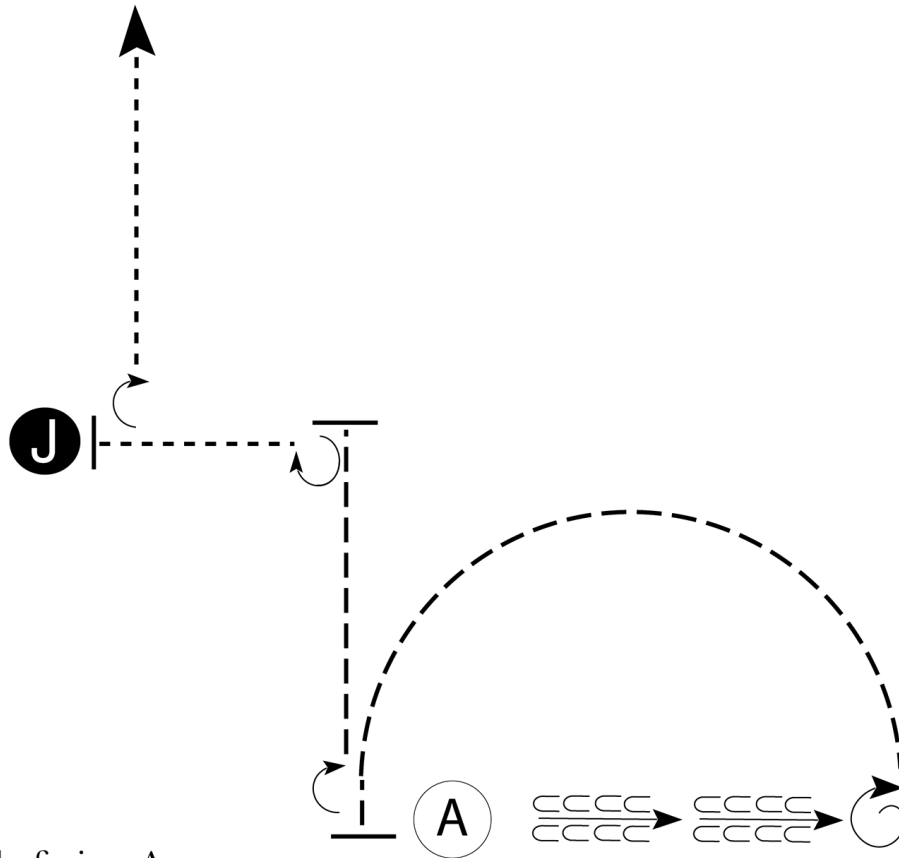
www.HorseShowPatterns.com

www.HorseShowPatterns.com

Easter Eggstravaganza

Showmanship (Amateur, Select, Youth)

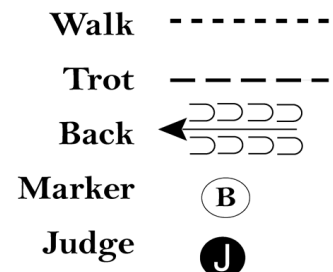
Show Date:



Be ready facing A.

1. When acknowledged, back approximately 2 horse lengths.
2. Perform a 450 degree turn (1 1/4).
3. Trot a half circle back to A.
4. Stop and perform a 180 degree turn.
5. Trot until your horse's hip is even with Judge.
6. Stop and perform a 270 degree turn.
7. Walk to judge. Stop and set up for inspection.
8. When dismissed, perform a 90 degree turn.
9. Walk straight away from judge.

Follow the instructions of your ring steward.



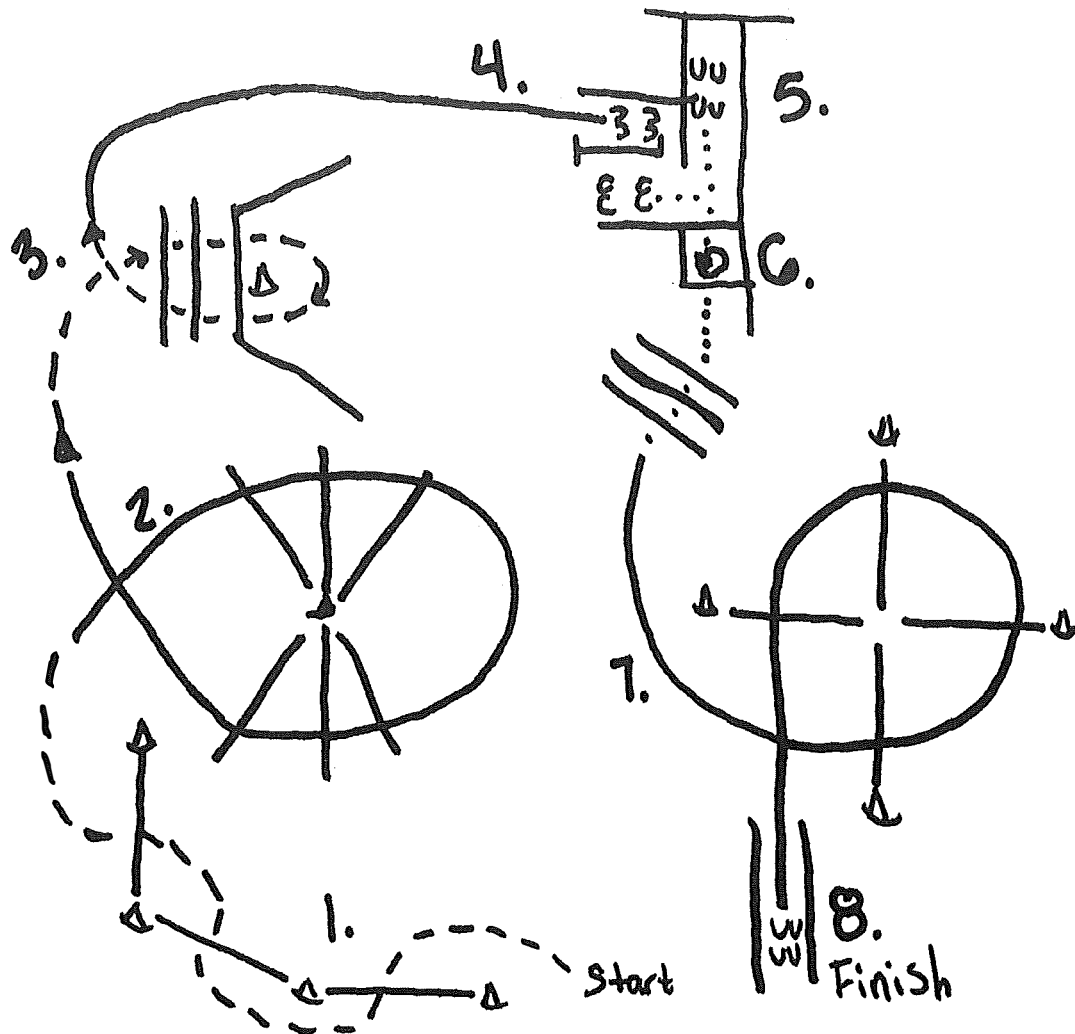
[S/3-67]

Pattern Provided by:

Easter Eggstravaganza

All Trail (except Small Fry & Walk Trot)

04/06/2024



1. Jog serpentine over 3 poles
2. Lope right lead over poles
3. Jog over 3 poles
4. Right lead lope to gate, work right hand gate
5. Back L through poles
6. Walk out over poles into box, 360° either direction, continue over poles
7. Lope left lead over poles
8. Lope into chute and stop to finish pattern

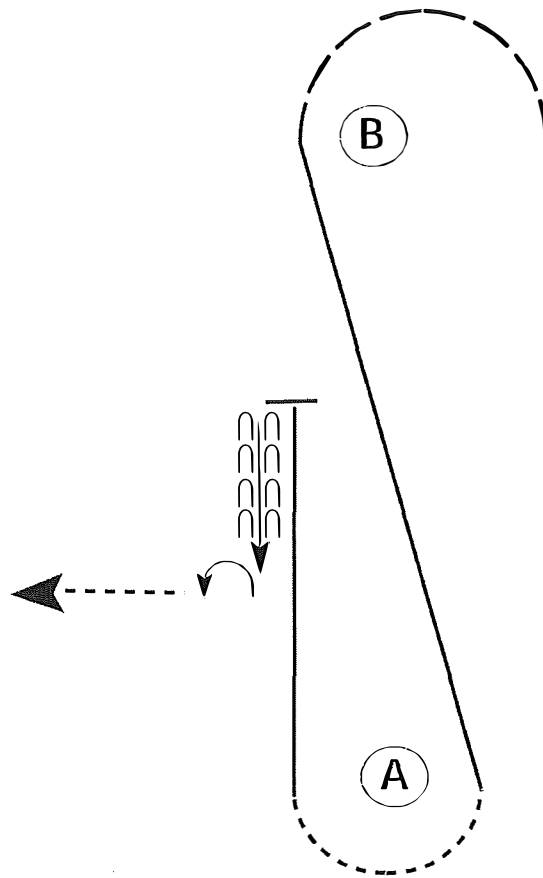
Easter Eggstravaganza

Horsemanship (All Level 1 & Rookie)

Show Date 4/6/24

www.HorseShowPatterns.com

www.HorseShowPatterns.com



Be ready at A.

1. Jog halfway to B.
2. Extend the jog to and around B.
3. Lope on the left lead diagonally back to A.
4. Walk around A.
5. Lope on the right lead halfway to B.
6. Stop and back approximately two horse lengths.
7. Perform a 1/4 turn to the left.
8. Walk straight away.

Follow the instructions of your ring steward.

Walk	-----
Jog	-----
Extended Jog	-----
Lope	-----
Lead Change	
Back	
Marker	(B)

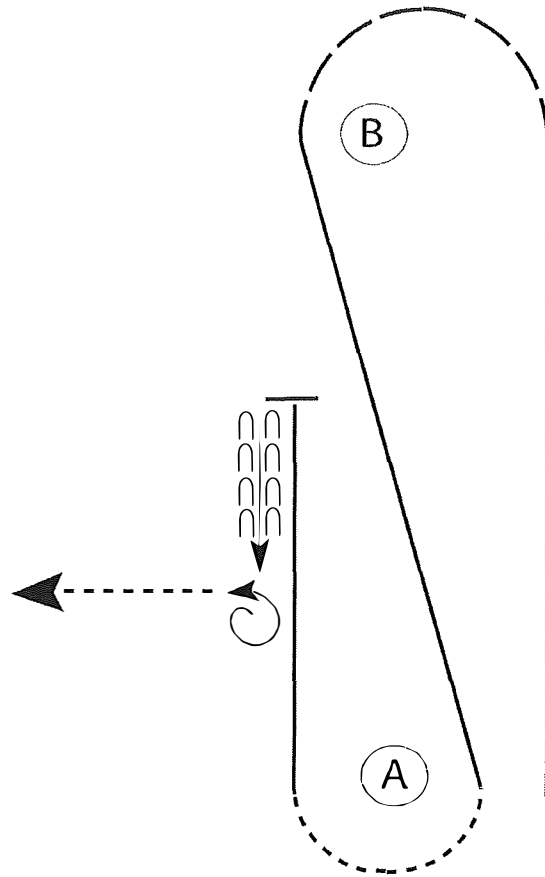
[WH/2-86]

Pattern Provided by:

Easter Eggstravaganza

Horsemanship (Amateur, Select, Youth)

Show Date: 4/6/24



Be ready at A.

1. Jog halfway to B.
2. Extend the jog to and around B.
3. Lope on the left lead diagonally back to A.
4. Walk around A.
5. Lope on the right lead halfway to B.
6. Stop and back approximately two horse lengths.
7. Perform a 1 1/4 turn to the left.
8. Walk straight away.

Follow the instructions of your ring steward.

Walk	-----
Jog	-----
Extended Jog	-----
Lope	-----
Lead Change	
Back	
Marker	(B)

[WH/3-86]

Pattern Provided by:

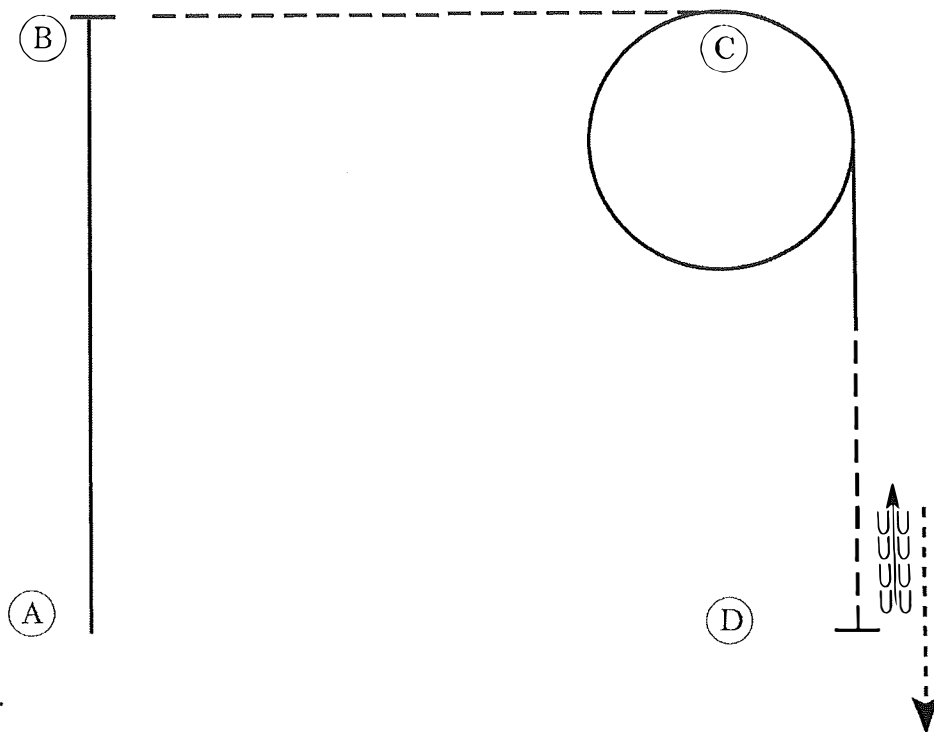
Easter Eggstravaganza

Hunt Seat Equitation (All Level 1 & Rookie)

Show Date 4/7/24

www.HorseShowPatterns.com

www.HorseShowPatterns.com



Be ready at A.

1. Canter on the left lead to B.
2. Stop at B and execute a 90° forehand turn to the right
3. Posting trot on the right diagonal to C.
4. Canter on the right lead in a circle around C.
5. Continue on the right lead halfway to D.
6. Posting trot on the left diagonal to D.
7. Stop at D and back approximately one horse length.
8. Walk forward to and past D.

Follow the instructions of your ring steward.

Walk	-----
Trot	- - - - -
Extended Trot	=====
Canter	~~~~~
Leg Yield	
Lead Change	
Back	←←←←←
Marker	(B)
Sidepass	←←←←←
Hand Gallop	=====

[HSE/2-43]

Pattern Provided by:

Easter Eggstravaganza

Equitation (Amateur, Select, Youth)

Show Date: 4/7/24

www.HorseShowPatterns.com

www.HorseShowPatterns.com

Be ready at A.

1. Canter on the left lead halfway to B.
2. Sitting trot to B.
3. Stop at B and execute a 1 1/4 forehand turn to the right 4.

Posting trot on the right diagonal halfway to C.

5. Canter on the right lead to and in a circle around C.
6. Continue on the right lead halfway to D.
7. Posting trot on the left diagonal to D.
8. Stop at D and back approximately one horse length.
9. Walk forward to and past D.

Follow the instructions of your ring steward.

Walk	-----
Trot	- - - - -
Extended Trot	=====
Canter	=====
Leg Yield	
Lead Change	↗ ↘
Back	←←←←←
Marker	(B)
Sidepass	←-----
Hand Gallop	=====

[HSE/3-43]

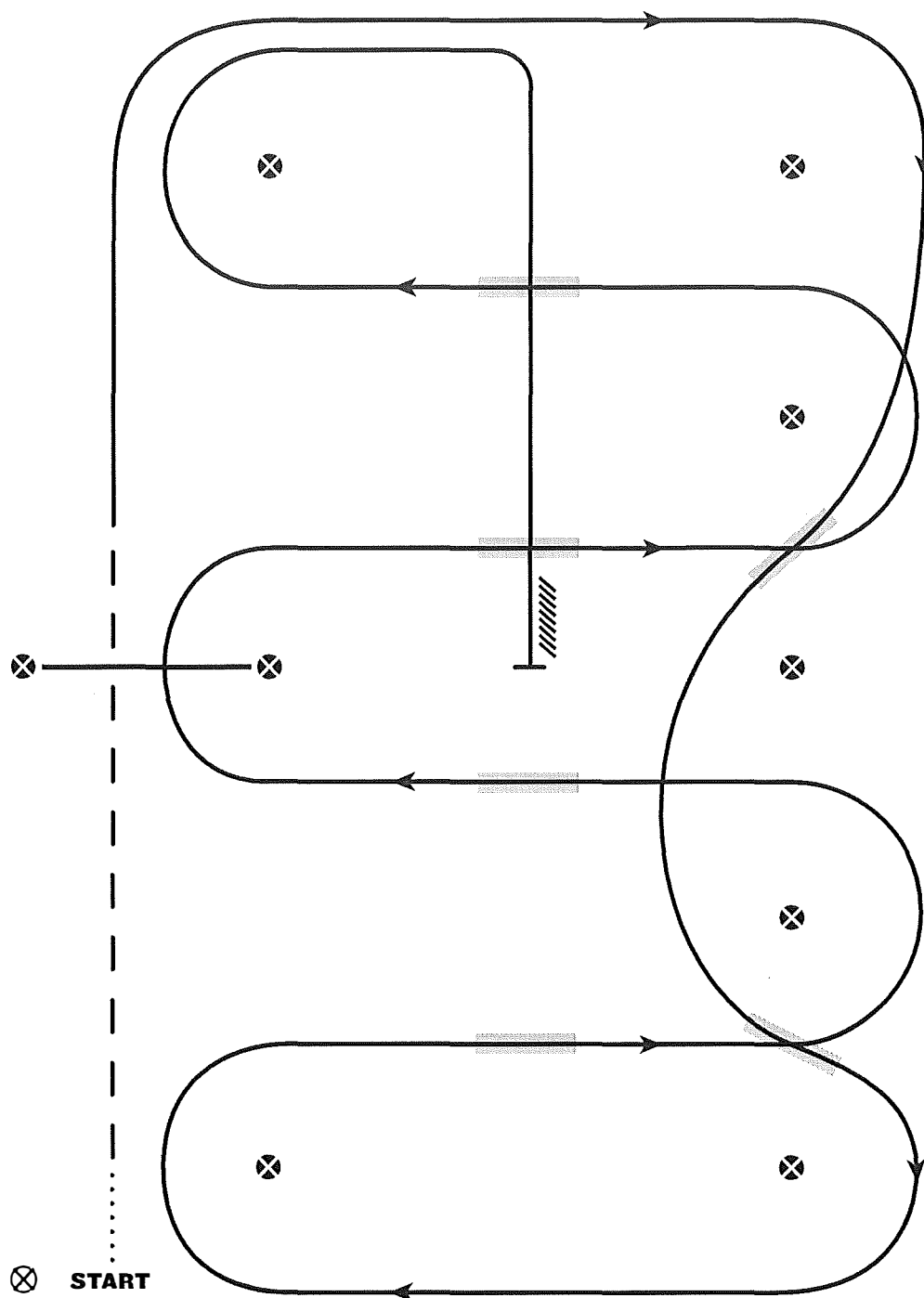
Pattern Provided by:

LEVEL 1 WESTERN RIDING PATTERN 6

4/7/24

LEGEND

—	Walk
- - -	Jog
—	Lope
////	Back
▨	Lead Changing Area



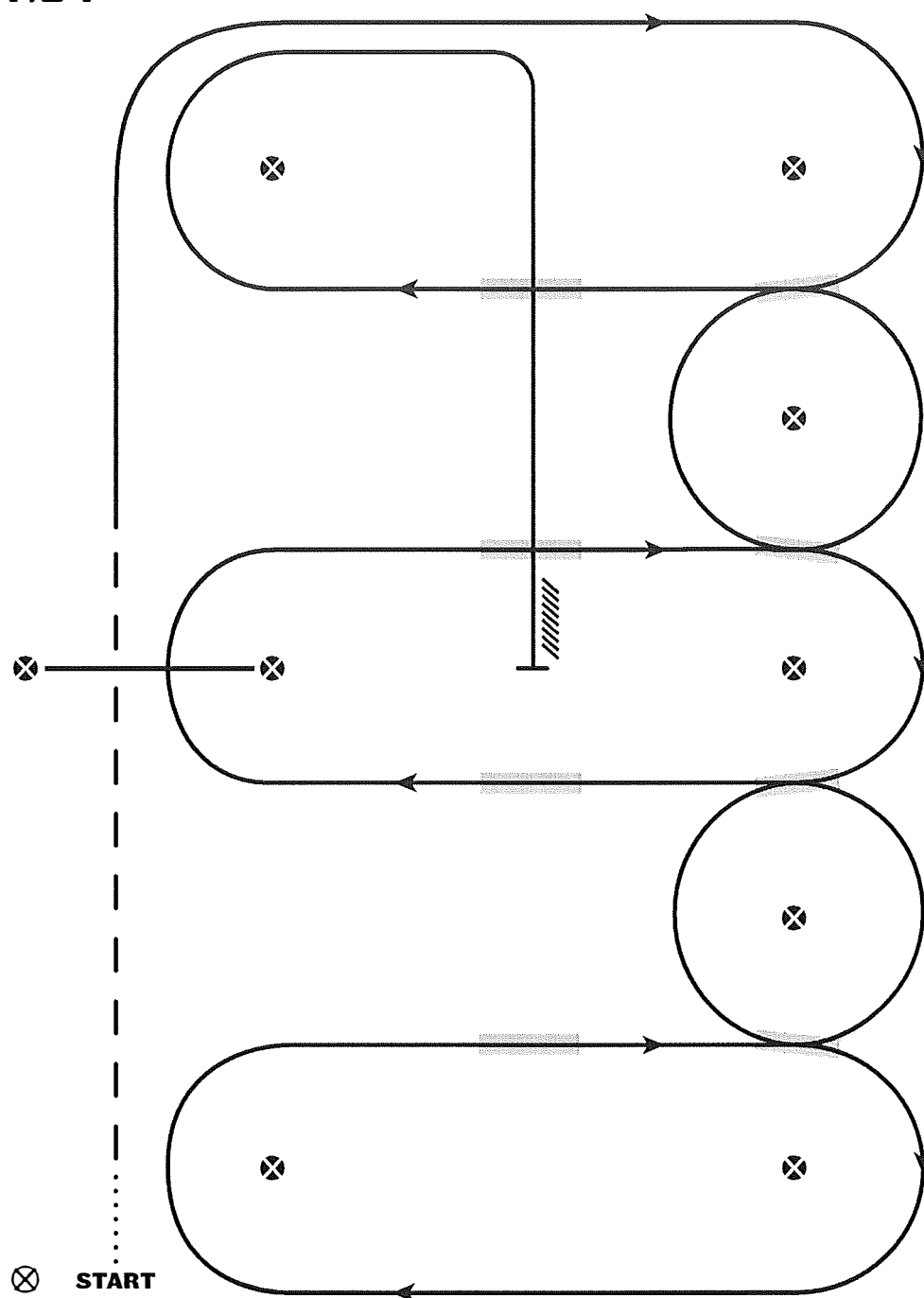
1. Walk at least 15 feet from start cone to the first marker, transition to jog, jog over log.
2. Transition to the lope right lead & lope around end
3. First line change
4. Second line change, lope around the end of arena
5. First crossing change
6. Second crossing change
7. Lope over log
8. Third crossing change
9. Fourth crossing change
10. Lope up the center, stop & back

WESTERN RIDING - PATTERN 6

4/7/24

LEGEND

.....	Walk
- - -	Jog
————	Lope
////	Back
	Lead Changing Area



1. Walk at least 15 feet from start cone to the first marker, transition to jog, jog over log
2. Transition to the lope right lead & lope around end
3. First line change
4. Second line change
5. Third line change
6. Fourth line change lope around the end of arena
7. First crossing change
8. Second crossing change
9. Lope over log
10. Third crossing change
11. Fourth crossing change
12. Lope up the center, stop & back