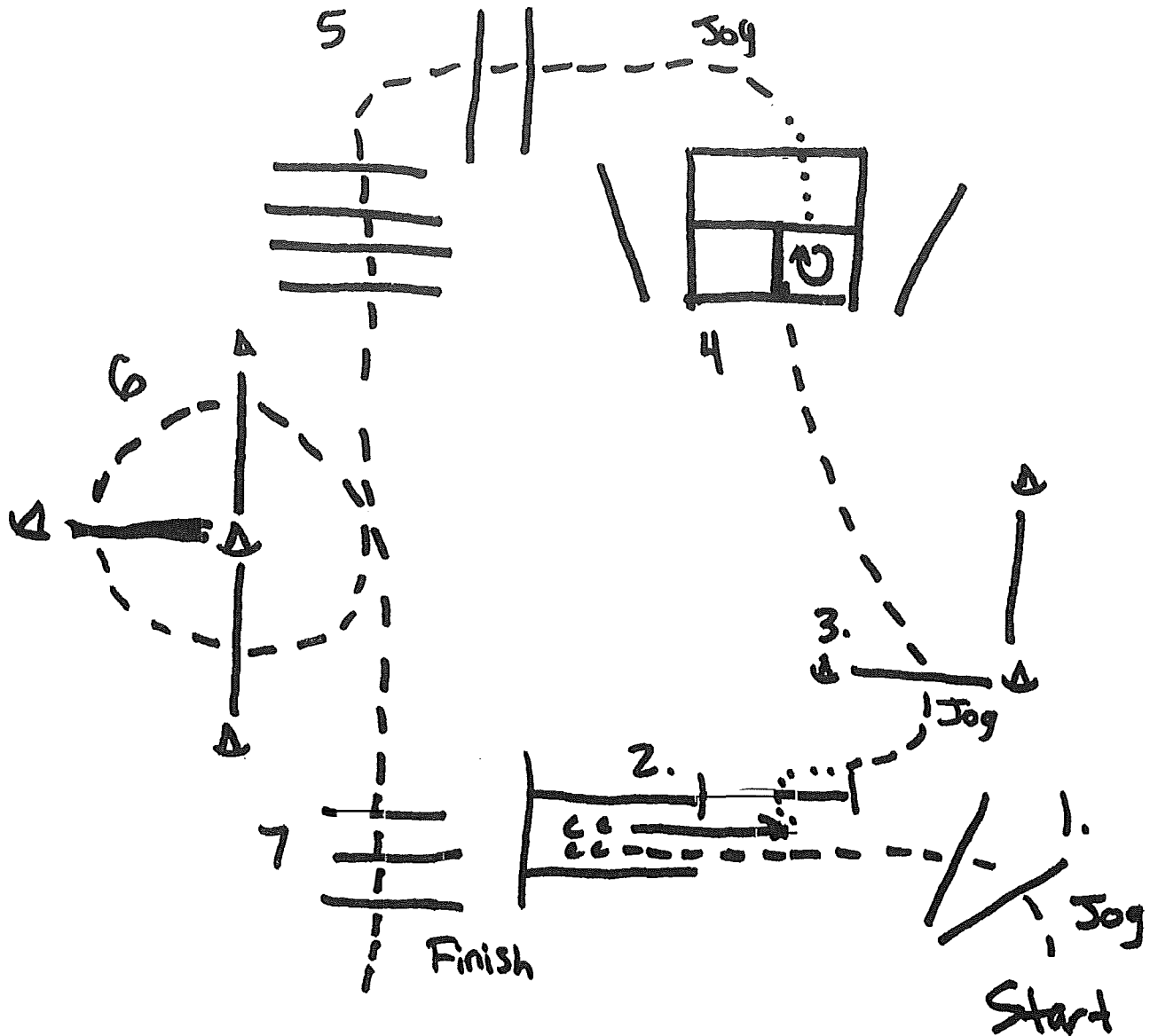


Easter Eggstravaganza  
Small Fry & Walk Trot Trail  
04/03/2024



1. Jog over poles and into chute
2. Back until able to walk through the open gate. \* Walk trot will work gate left hand
3. Jog over poles
4. Enter box at a walk, turn 360° either direction and exit at a walk
5. Jog over poles
6. Jog over poles as shown
7. Break to a walk and walk over poles to finish pattern

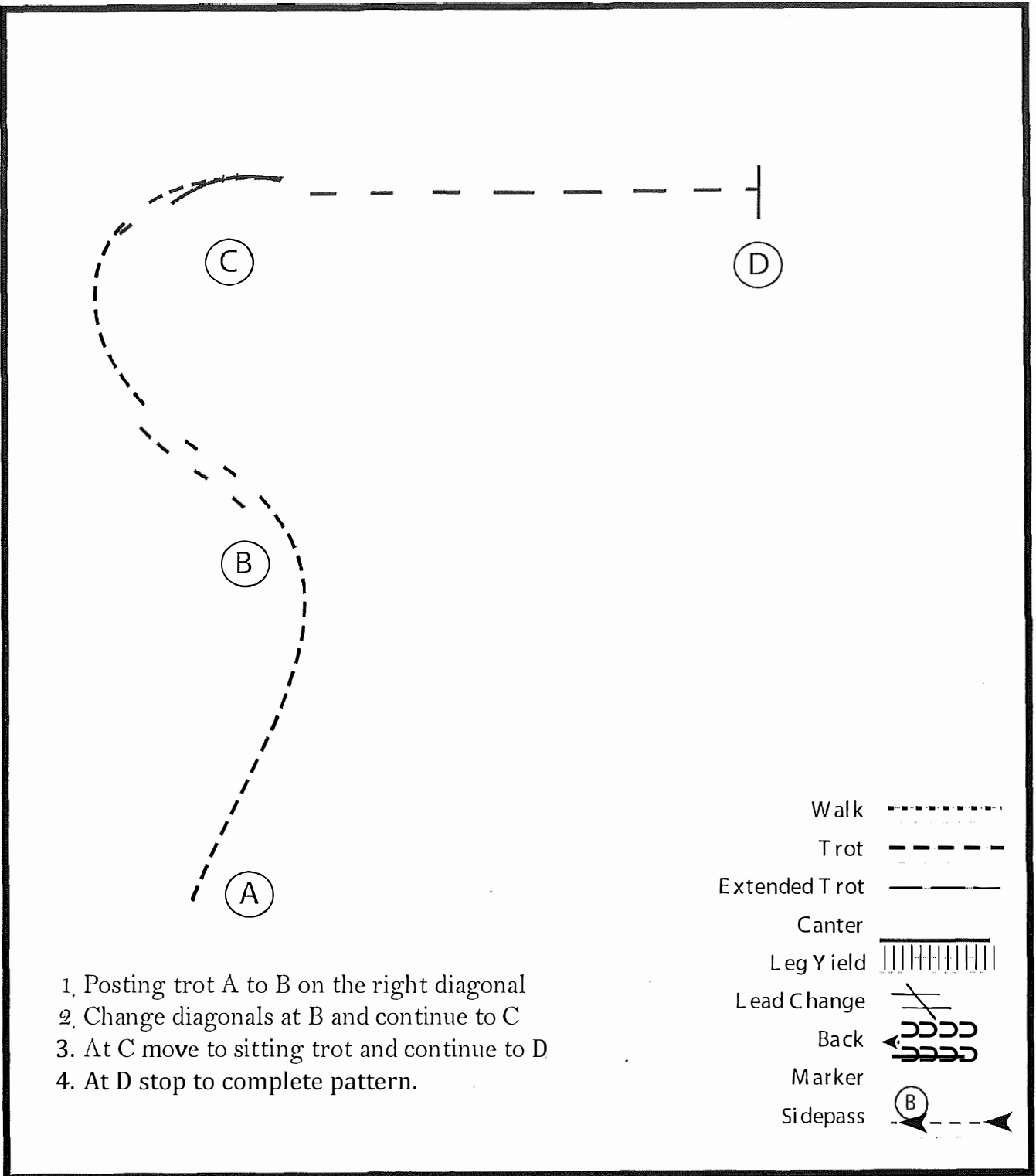
# Easter Eggstravaganza

## Equitation (Small Fry & Walk Trot)

Show Date: 4/4/24

www.HorseShowPatterns.com

www.HorseShowPatterns.com



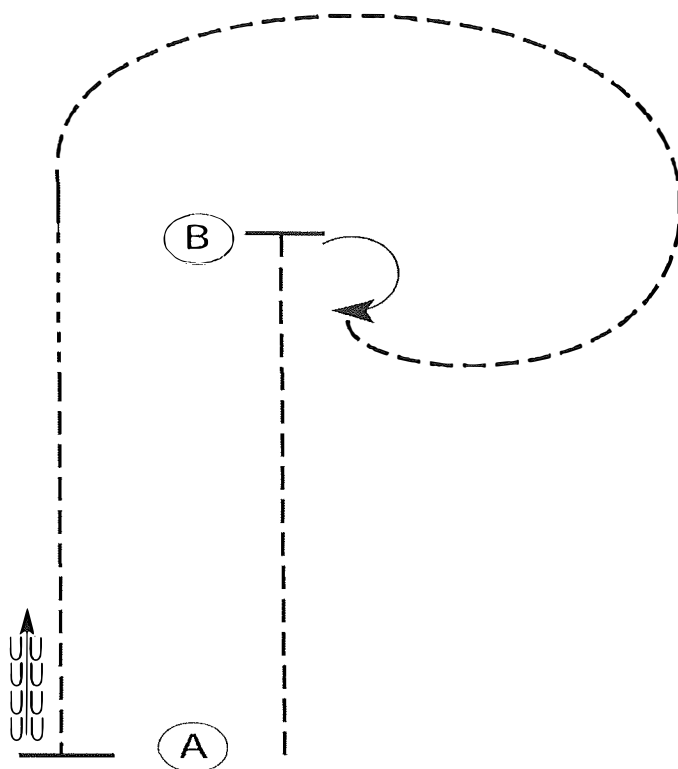
[HSE/2-15]

Pattern Provided by:

# Easter Eggstravaganza

## Horsemanship (Small Fry & Walk Trot )

Show Date: 4/4/24



Be ready at A.

1. Jog to B.
2. Turn 180 degrees to the right.
3. Jog back around to B.
4. At B, break to the walk.
5. Walk approximately 10 feet.
6. Jog to A.
7. Stop at A and back approximately one horse length.

Follow the instructions of your ring steward.

Walk	-----
Jog	-----
Extended Jog	-----
Lope	-----
Leg Yield	
Lead Change	—/—
Back	← — — —
Marker	(B)
Sidepass	←-----→

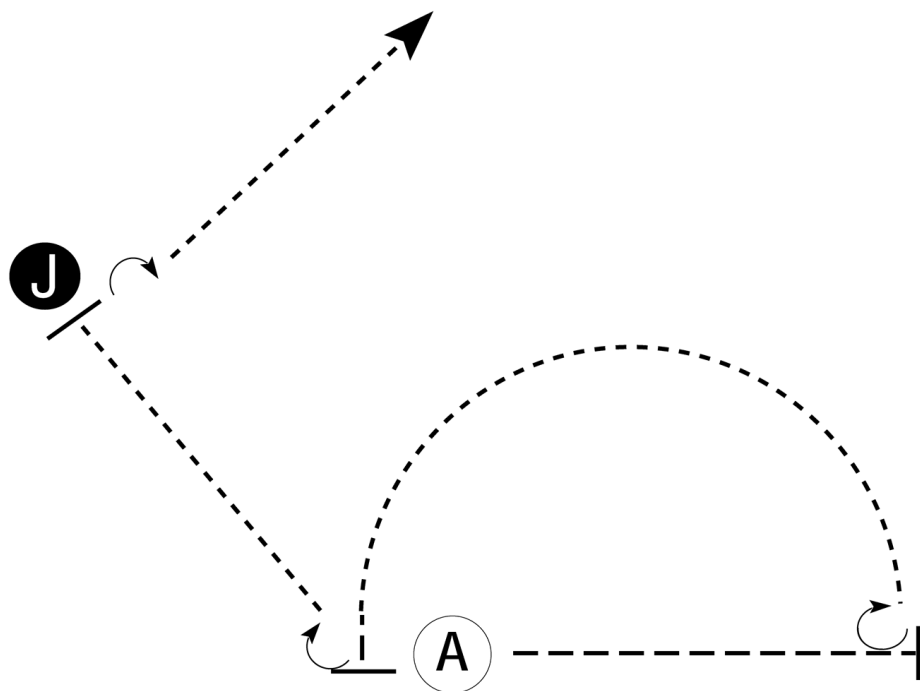
[WH/WT-43]

Pattern Provided by:

# Easter Eggstravaganza

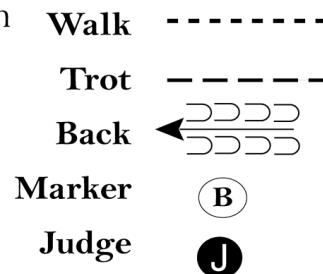
## Showmanship (Small Fry)

Show Date: 4/5/24



Be ready with your horse's tail to A.

1. When acknowledged, trot approximately 2 horse lengths.
2. Stop and perform a 270 degree turn.
3. Walk a half circle back to A.
4. Stop and perform a turn until you are straight in line with Judge.
5. Walk to judge. Stop and set up for inspection.
6. When dismissed, perform a 90 degree turn.
7. Walk straight away from judge.

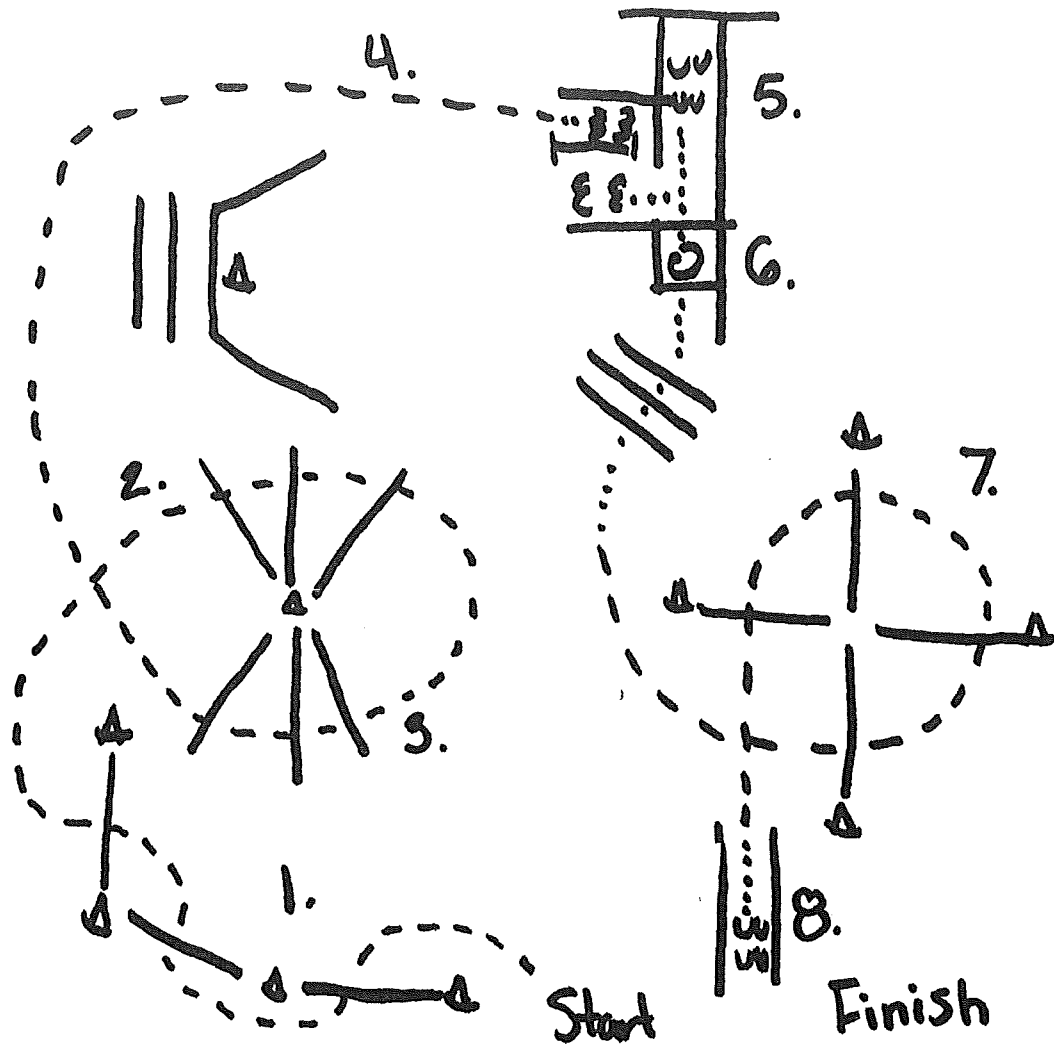


Follow the instructions of your ring steward.

[S/WT-67]

Pattern Provided by:

**Easter Eggstravaganza**  
**Small Fry & Walk Trot Trail**  
**04/06/2024**



1. Trot serpentine over 3 poles
2. Trot over poles
3. Continue trot over 3 poles
4. Trot to gate, work right hand gate. Small Fry do not work gate.
5. Back L through poles
6. Walk out over poles into box, 360° either direction, continue over poles
7. Trot over poles
8. Trot into chute and stop to finish pattern

# Easter Eggstravaganza

## Horsemanship (Small Fry & Walk Trot )

Show Date: 4/6/24

www.HorseShowPatterns.com

www.HorseShowPatterns.com

Be ready at A.

1. Walk halfway to B.
2. Jog to and around B.
3. Continue to jog diagonally back to A.
4. Walk around A.
5. Stop and back approximately two horse lengths.
6. Walk straight away.

Follow the instructions of your ring steward.

Walk	-----
Jog	-----
Extended Jog	-----
Lope	-----
Lead Change	
Back	
Marker	(B)

[WH/WT-86]

Pattern Provided by:

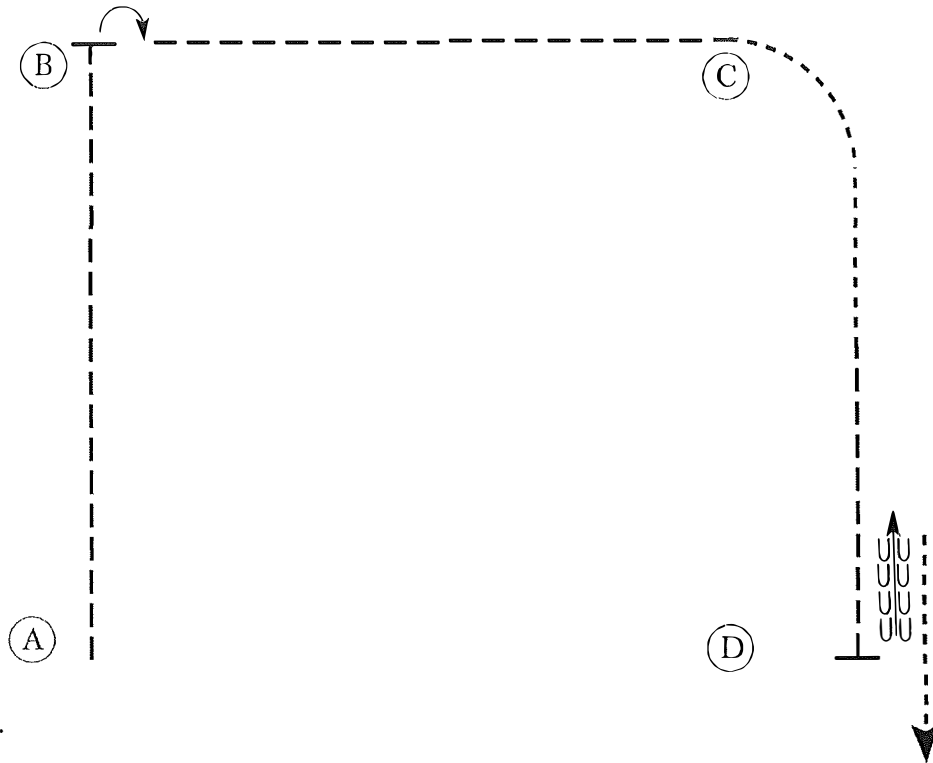
# Easter Eggstravaganza

## Hunt Seat Equitation (Small Fry & Walk Trot )

Show Date: **4/7/24**

www.HorseShowPatterns.com

www.HorseShowPatterns.com



Be ready at A.

1. Posting trot on the left diagonal to B.
2. Stop at B and execute a 90 degree turn on the haunches to the right.
3. Posting trot on the right diagonal to C.
4. At C, drop to a walk and walk halfway to D.
5. Sitting trot to D.
6. Stop at D and back approximately one horse length.
7. Walk forward to and past D.

Follow the instructions of your ring steward.

Walk	-----
Trot	- - - - -
Extended Trot	=====
Canter	=====
Leg Yield	
Lead Change	///
Back	←←←
Marker	(B)
Sidepass	←-----→
Hand Gallop	=====

[HSE/WT-43]

Pattern Provided by: