

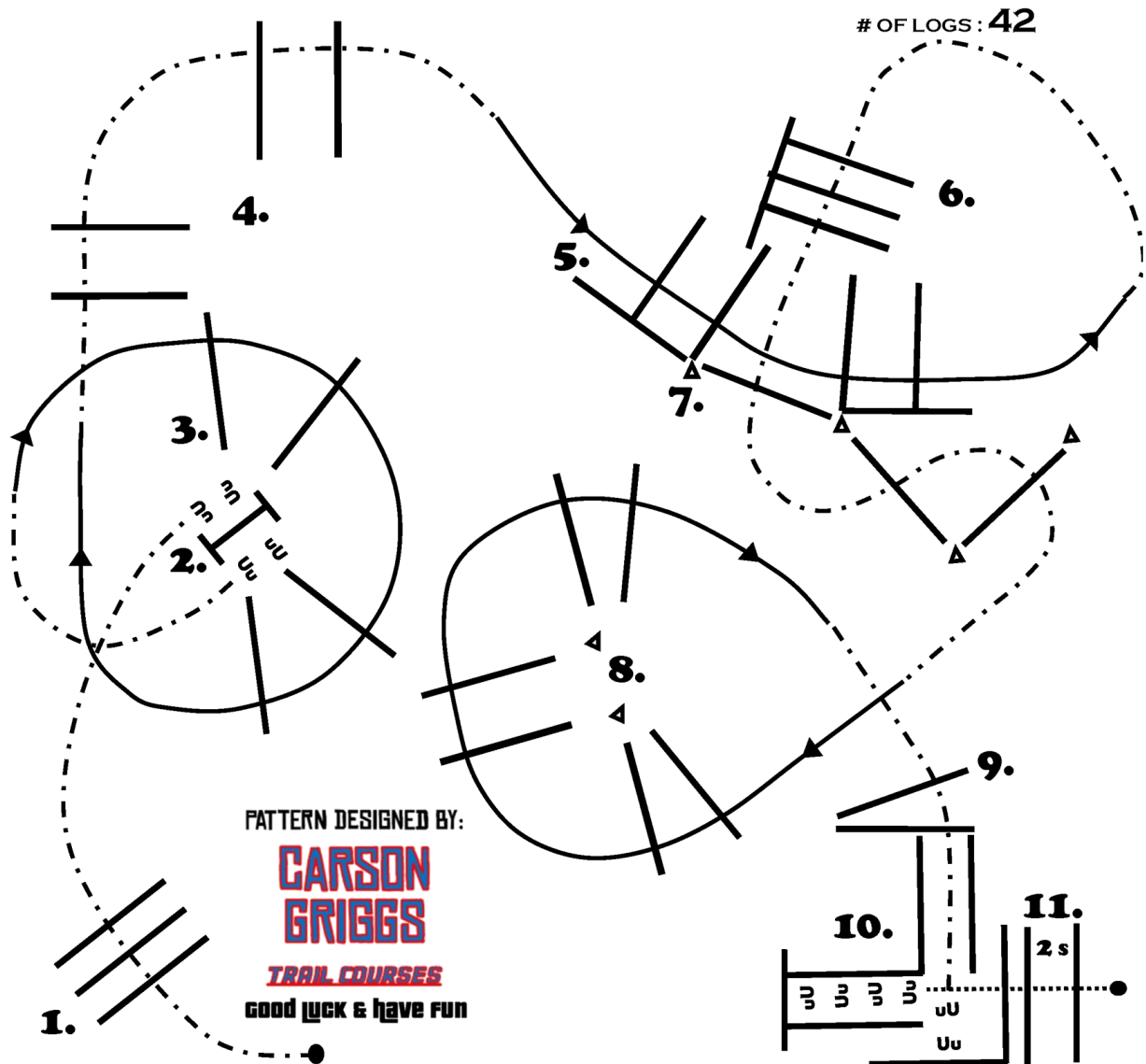
# Easter Eggstravaganza

## Carson Griggs Trail Courses

Show Date:

#8 TRAIL PACK #2 A

HORSE SHOW PATTERNS.COM



1. JOG OVER POLES TO GATE
2. STOP AT GATE, OPEN RIGHT HAND
3. JOG AWAY FROM GATE, THEN LOPE RIGHT LEAD OBSTACLE #3
4. JOG OVER BIG FAN
5. LOPE LEFT LEAD OBSTACLE #5
6. JOG OVER LOGS AS SHOWN
7. CONTINUE THRU JOG SERPENTINE
8. LOPE RIGHT LEAD OBSTACLE #8
9. JOG OVER FAN INTO CHUTE
10. BACK INTO CHUTE AS SHOWN
11. WALK OUT TO COMPLETE PATTERN

[CGTC/T/17-1.png]

Pattern Provided by:

# EASTER EGGSTRAVAGANZA

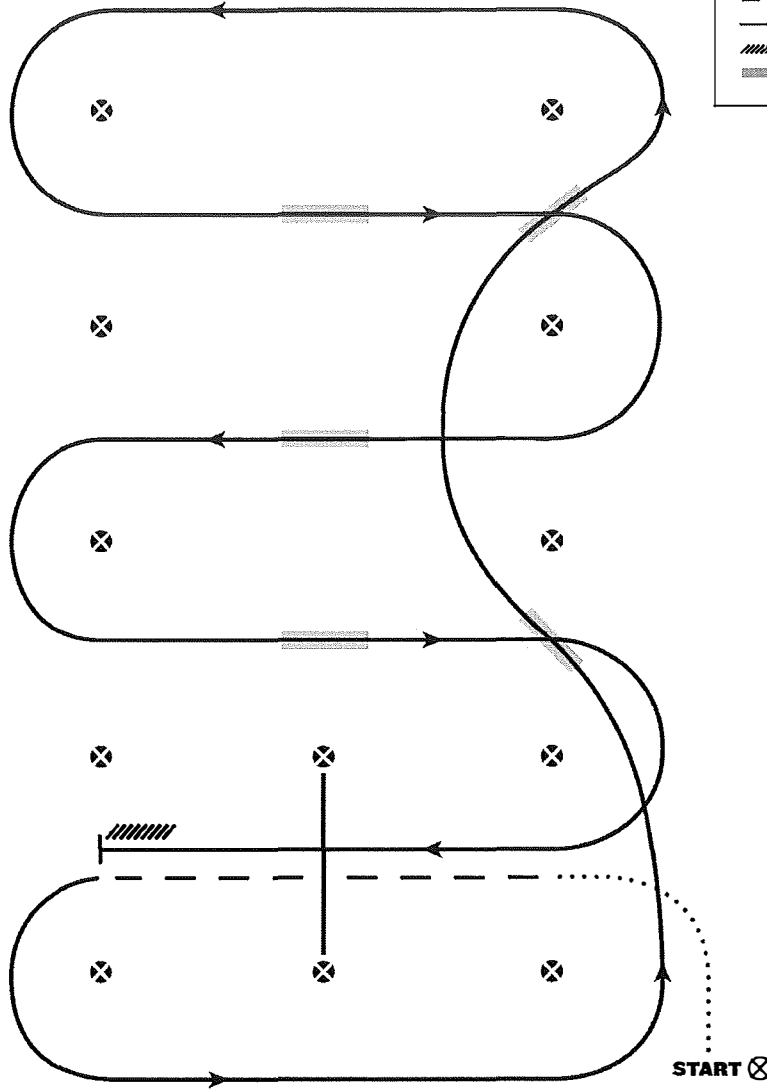

## LEVEL 1 WESTERN RIDING

April 2, 2025

www.HorseShowPatterns.com

www.HorseShowPatterns.com

### LEVEL 1 WESTERN RIDING PATTERN 9



1. Walk at least 15 feet from start cone to the first marker, as drawn, transition to jog, jog over log.
2. Transition to the lope left lead & lope around end
3. First line change
4. Second line change, lope around the end of arena
5. First crossing change
6. Second crossing change
7. Third crossing change
8. Lope over log
9. Lope, stop & back

Revised 06-07-2021

[WR/GP-9]

Pattern Provided by:

**SANDY CURL**

# EASTER EGGSTRAVAGANZA

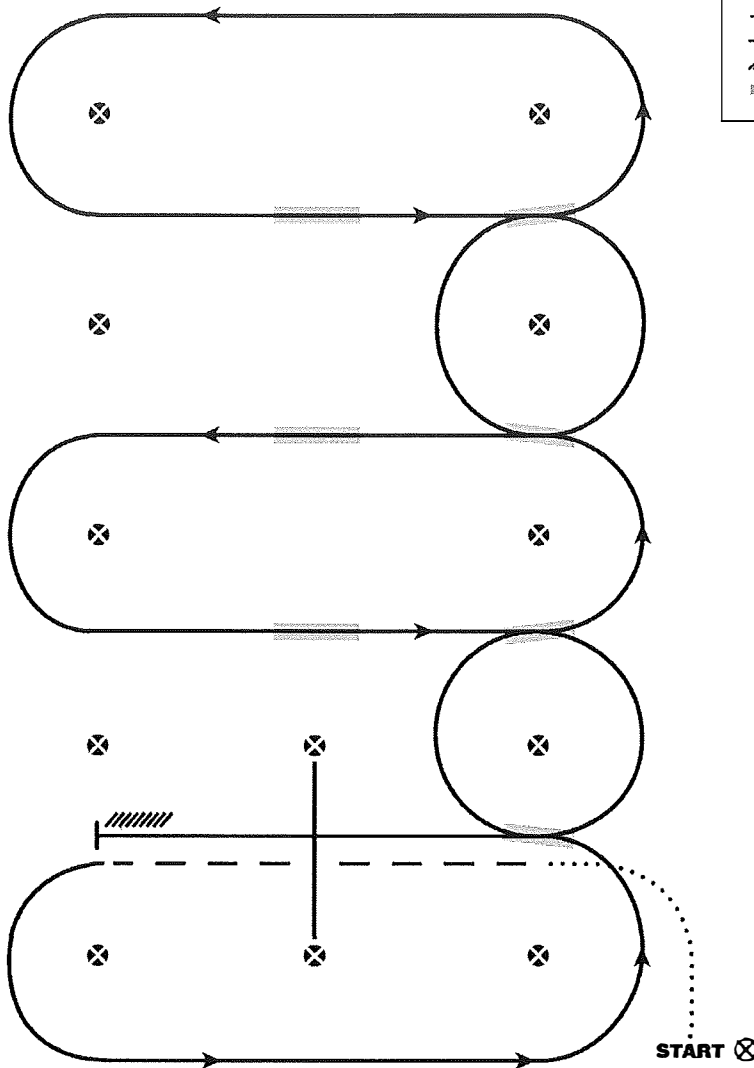

AMATEUR, YOUTH, OPEN WESTERN RIDING

April 2, 2025

W W W . H o r s e S h o w P a t t e r n s . c o m

W W W . H o r s e S h o w P a t t e r n s . c o m

## WESTERN RIDING - PATTERN 9



1. Walk at least 15 feet from start cone to the first marker, as drawn, transition to jog, jog over log.
2. Transition to the lope left lead
3. First line change
4. Second line change
5. Third line change
6. Fourth line change
7. First crossing change
8. Second crossing change
9. Third crossing change
10. Lope over log
11. Lope, stop & back

Revised 06-07-2021

[WR/OP-9]

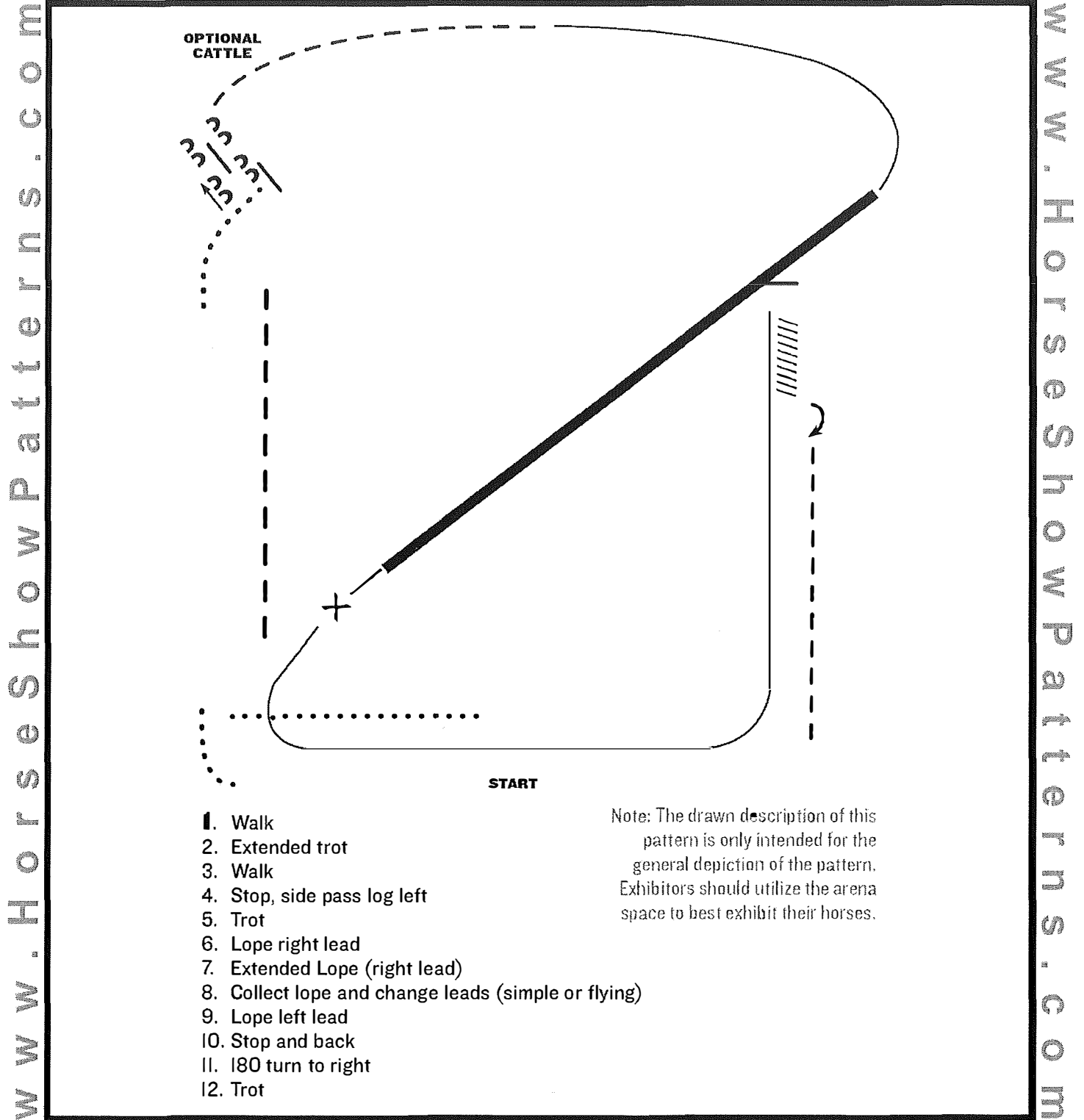
Pattern Provided by:

**SANDY CURL**

# EASTER EGGSTRAVAGANAZA

## RANCH RIDING

April 2, 2025



[RR/AQHA-10]

Pattern Provided by:

**SANDY CURL**

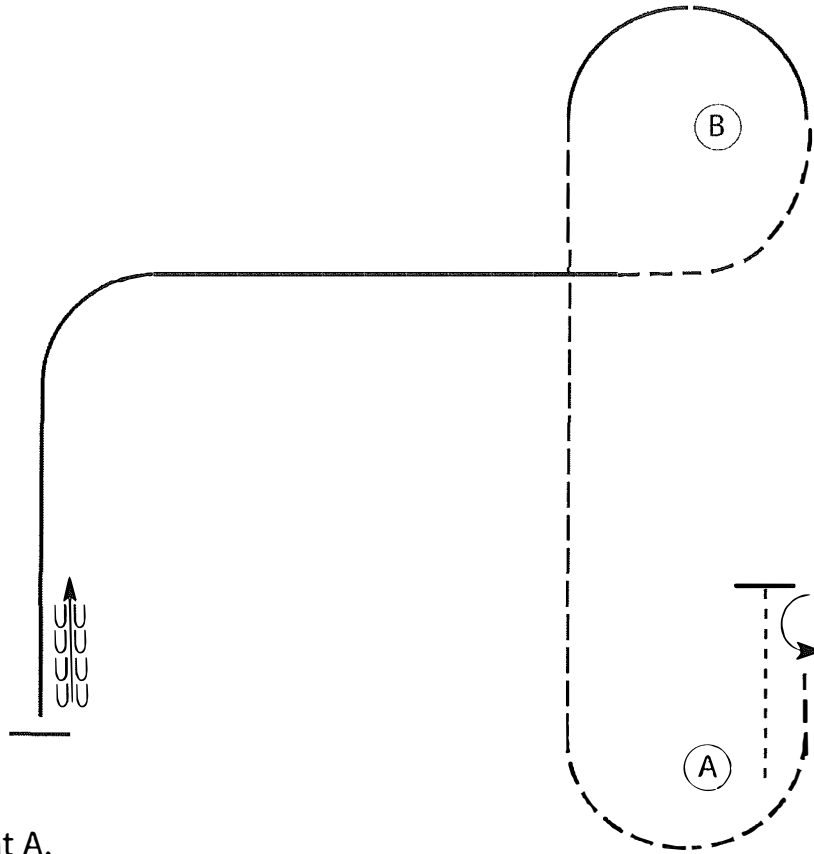
# EASTER EGGSTRAVAGANZA

ROOKIE, LEVEL 1 & LEVEL 1 NP EQUITATION

April 3, 2025

www.HorseShowPatterns.com

www.HorseShowPatterns.com



Be ready at A.

1. Walk 2 horse lengths.
2. Perform a 180 degree turn on the forehand left.
3. Sitting trot to and around A.
4. Posting trot on the right diagonal until even with B.
5. Canter right lead around B.
6. Posting trot on the left diagonal around 1 corner.
7. Canter left lead around 1 corner and until even with A.
8. Stop and back 5 steps. Pattern is complete.

Walk	-----
Trot	- - - - -
Extended Trot	-----
Canter	-----
Leg Yield	
Lead Change	↗ ↘
Back	←←←←←
Marker	⊙
Sidepass	←-----→
Hand Gallop	-----

[HSE/1-118]

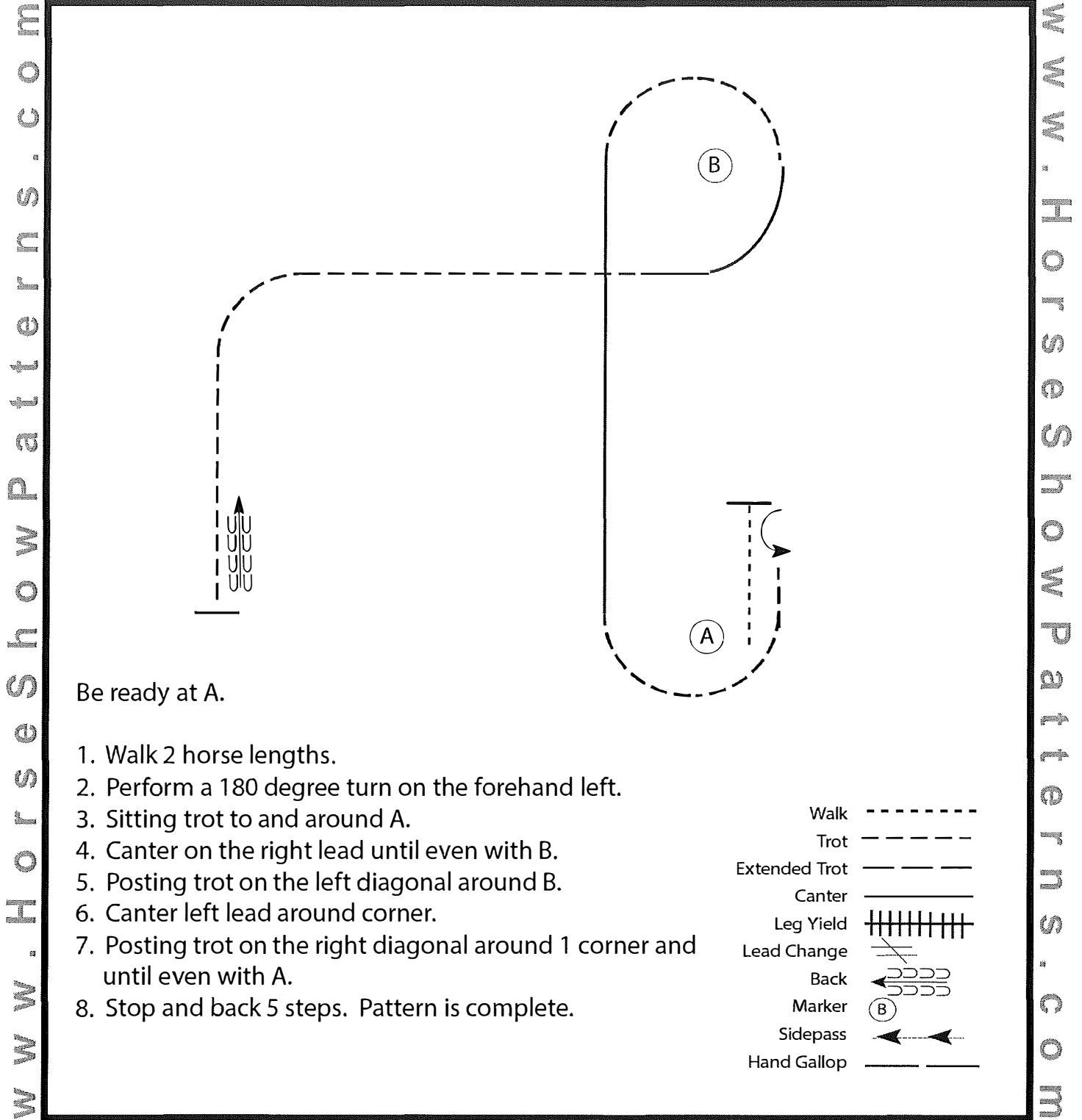
Pattern Provided by:

*SANDY CURL*

# EASTER EGGSTRAVAGANZA

AMATEUR, YOUTH & SELECT EQUITATION

April 3, 2025



Be ready at A.

1. Walk 2 horse lengths.
2. Perform a 180 degree turn on the forehand left.
3. Sitting trot to and around A.
4. Canter on the right lead until even with B.
5. Posting trot on the left diagonal around B.
6. Canter left lead around corner.
7. Posting trot on the right diagonal around 1 corner and until even with A.
8. Stop and back 5 steps. Pattern is complete.

Walk	-----
Trot	- - - - -
Extended Trot	—————
Canter	—————
Leg Yield	
Lead Change	↘↙
Back	←←←←←
Marker	Ⓚ
Sidepass	←- - - -→
Hand Gallop	—————

[HSE/2-118]

Pattern Provided by:

**SANDY CURL**

# EASTER EGGSTRAVAGANZA

ROOKIE, LEVEL 1 & LEVEL 1 NP HORSEMANSHIP

April 3, 2025

www.HorseShowPatterns.com

Be ready at A.

1. Walk approximately 2 horse lengths from A.
2. Jog to B.
3. Lope on the left lead in a half circle and then straight until even with A.
4. Stop and perform a 180 degree turn to the right.
5. Lope on the right lead until even with B.
6. Jog to B.
7. Stop at B and back approximately one horse length.
8. Perform a 90 degree turn to the left and walk straight away.

Follow the instructions of your ring steward.

Walk	-----
Jog	- - - - -
Extended Jog	- - - - -
Lope	—————
Lead Change	↗ ↘
Back	← ← ← ← ←
Marker	ⓑ

www.HorseShowPatterns.com

[WH/1-84]

Pattern Provided by:

**SANDY CURL**

# EASTER EGGSTRAVAGANZA

AMATEUR, YOUTH & SELECT HORSEMANSHIP

April 3, 2025

www.HorseShowPatterns.com

Be ready at A.

1. Walk approximately 2 horse lengths from A.
2. Jog to B.
3. Extend the jog in a half circle.
4. Lope on the left lead until even with A.
5. Stop and perform a 180 degree turn to the right.
6. Lope on the right lead until even with B.
7. Extend the jog to B.
8. Stop at B and back approximately one horse length.
9. Perform a 90 degree turn to the left and walk straight away.

Follow the instructions of your ring steward.

Walk	-----
Jog	-----
Extended Jog	-----
Lope	-----
Lead Change	-----
Back	←-----
Marker	(B)

www.HorseShowPatterns.com

[WH/2-84]

Pattern Provided by:

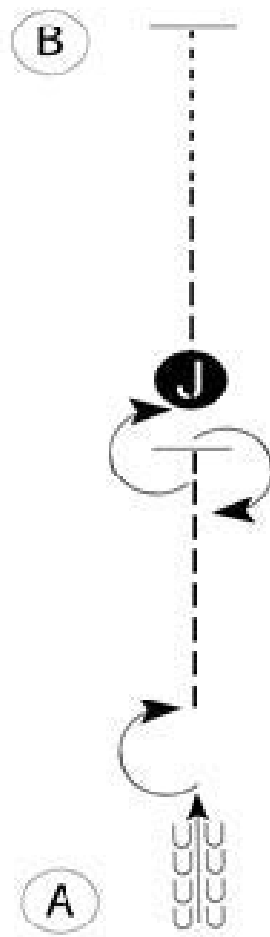
**SANDY CURL**



# Easter EggSTRAVAGANZA


Rookie & Level 1 Showmanship

April 4, 2025



Be ready at A facing away from the Judge.


1. When acknowledged, back approximately one horse length.
2. Perform a 180° turn. Trot to the Judge.
3. Stop and perform a 180° turn. Set up for inspection.
4. When dismissed, judge will move out of your path. Perform a 180° turn.
5. Trot half way to B. Break into a walk and walk to B.
6. Stop at B.  
Follow the instructions of your ring steward.



# Easter EggSTRAVAGANZA

Youth, Amateur & Select Showmanship


April 4, 2025



Be ready at A facing away from the Judge.

1. When acknowledged, back approximately one horse length.
2. Perform a 450° turn. Trot to the Judge.
3. Stop and perform a 180° turn. Set up for inspection.
4. When dismissed, judge will move out of your path. Perform a 180° turn.
5. Trot half way to B. Break into a walk and walk to B.
6. Stop at B.

Follow the instructions of your ring steward.



# Easter Eggstravaganza

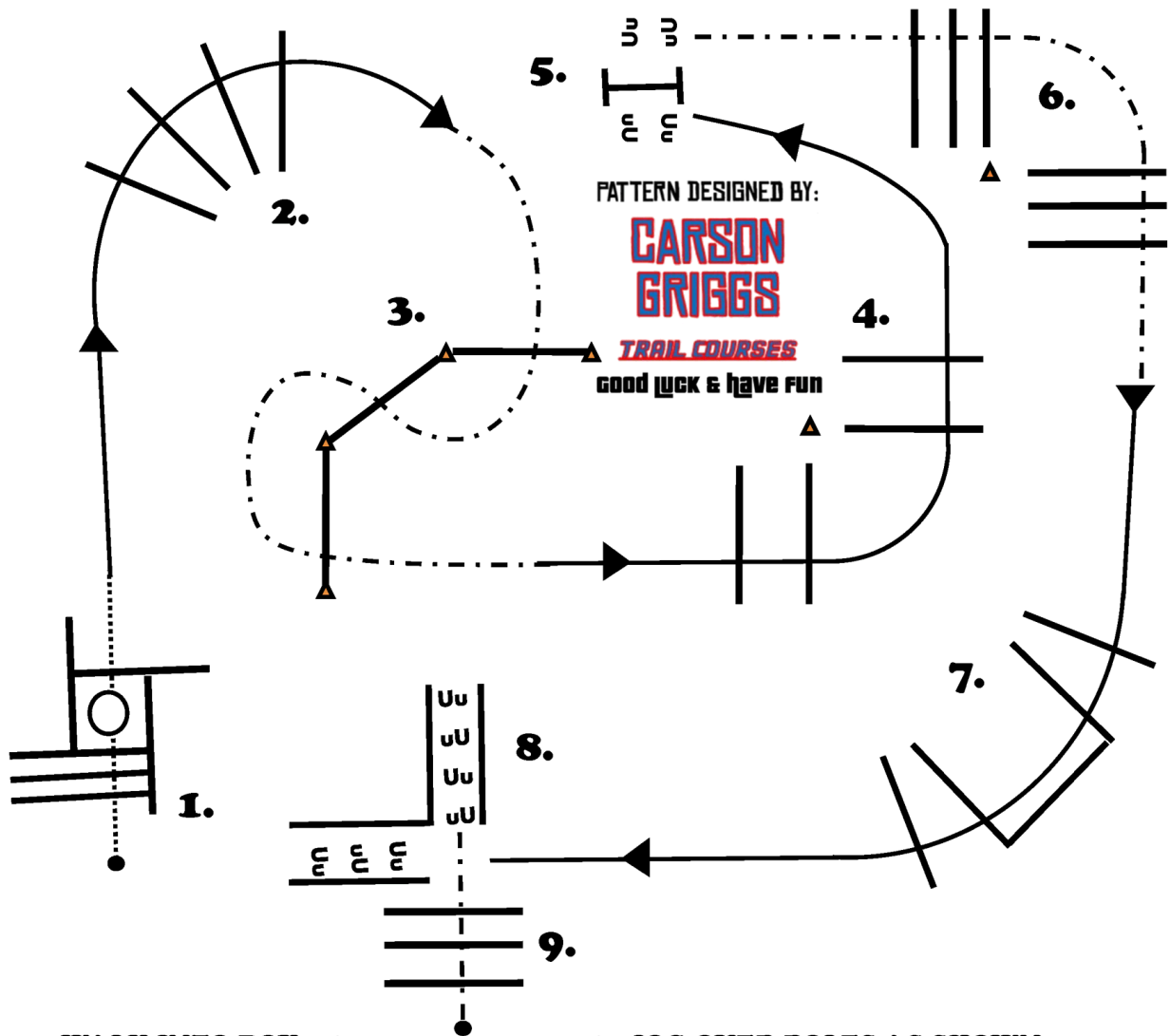
## Carson Griggs Trail Courses

Show Date:

#4 TRAIL PACK #2

HORSE SHOW PATTERNS.COM

# OF LOGS: 34



PATTERN DESIGNED BY:

**CARSON  
GRIGGS**

**TRAIL COURSES**

good luck & have fun

1. WALK INTO BOX. 360 EITHER WAY, WALK OUT
2. RIGHT LEAD LOPE FANNED LOGS
3. JOG SERPENTINE
4. LOPE LEFT LEAD OBSTACLE #4
5. RIGHT HAND GATE
6. JOG OVER POLES AS SHOWN
7. RIGHT LEAD LOPE OVERS
8. LOPE INTO CHUTE. BACK "L" CHUTE
9. JOG OUT OF CHUTE AND OVER LOGS TO FINISH PATTERN

[CGTC/T/13-1.png]

Pattern Provided by:

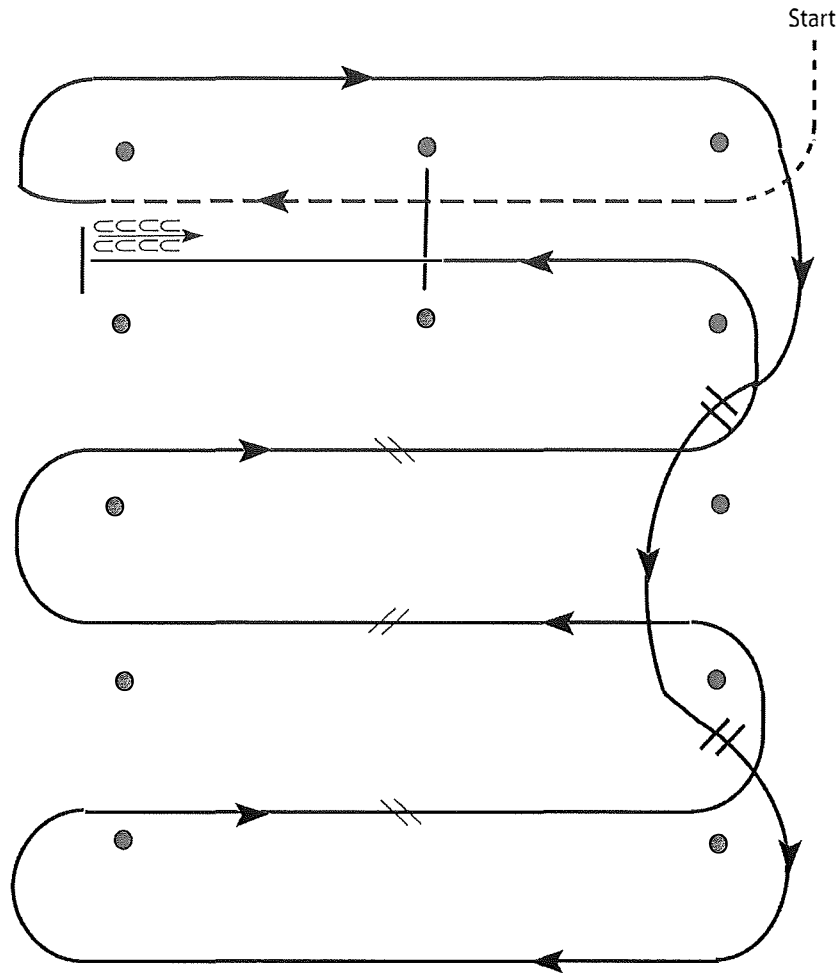
# Easter EggSTRAVAGANZA

LEVEL 1 Western Riding

April 6, 2025

www.HorseShowPatterns.com

www.HorseShowPatterns.com



1. Walk, transition to jog, jog over log.
2. Transition to right lead and lope around end.
3. First line change.
4. Second line change. Lope around end of arena.
5. First crossing change.
6. Second crossing change.
7. Third crossing change.
8. Lope over log.
9. Lope, stop and back.

[WR/GP-4]

Pattern Provided by:  
*Shannon Curl-Holbin*

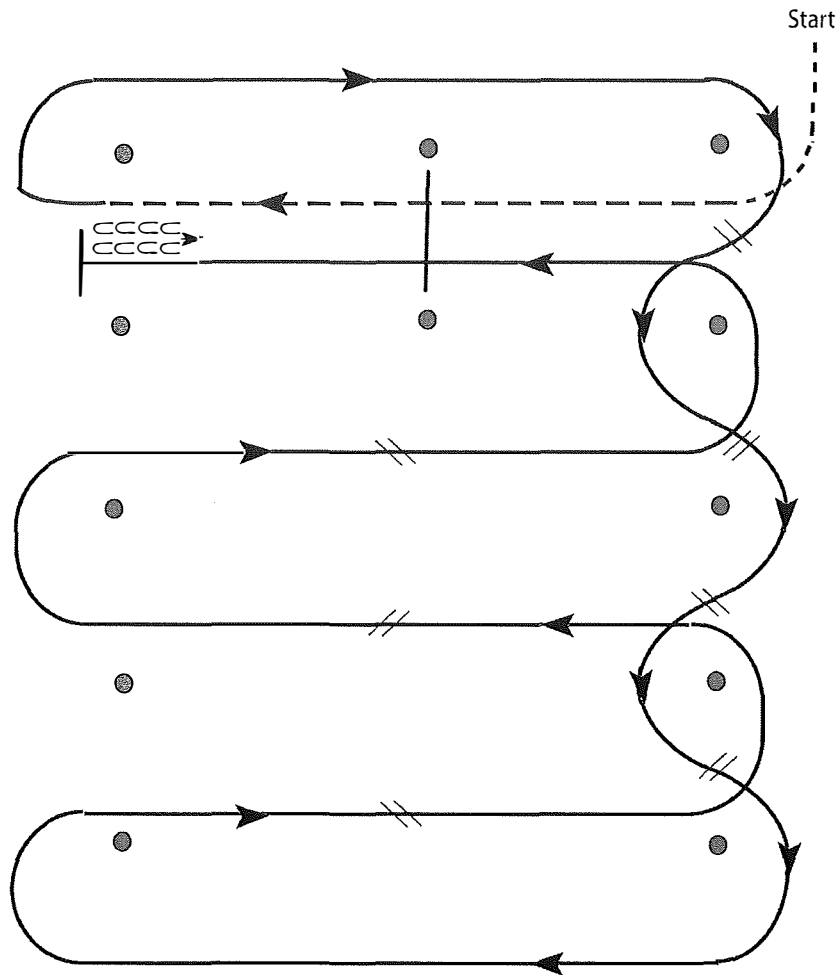
# Easter EggSTRAVAGANZA

Open, Youth, Amateur Western Riding

April 6, 2025

www.HorseShowPatterns.com

www.HorseShowPatterns.com



1. Walk, transition to jog, jog over log.
2. Transition to right.
3. First line change.
4. Second line change.
5. Third line change.
6. Fourth line change.
7. First crossing change.
8. Second crossing change.
9. Third crossing change.
10. Lope over log.
11. Lope, stop and back.

[WR/OP-4]

Pattern Provided by:

*Shannon Curl-Holbin*

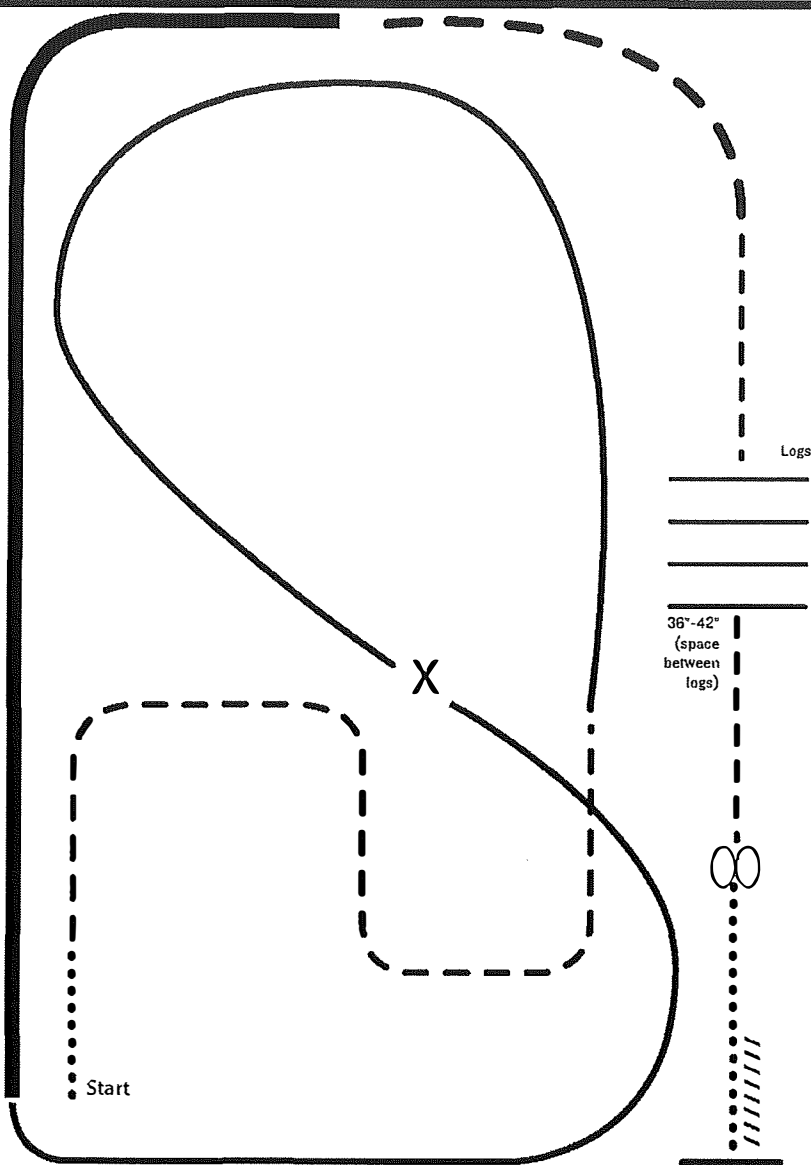
# Easter EggSTRAVAGANZA

Ranch Riding ALL

April 6, 2025

www.HorseShowPatterns.com

www.HorseShowPatterns.com



- X Lead Change
- Walk
- - - Trot
- - - Ext trot
- Lope
- Ext Lope
- //// Back

1. Walk
2. Trot serpentine
3. Lope left lead around the end of the arena and then diagonally across the arena
4. Change leads (simple or flying) and
5. Lope on the right lead around end of the arena
6. Extend lope on the straight away and around corner to the center of the arena
7. Extend trot around corner of the arena
8. Collect to a trot
9. Trot over logs
10. Stop, do 360 degree turn each direction (either direction 1st) (L-R or R-L)
11. Walk, stop and back

[RR/AQHA-3]

Pattern Provided by:  
*Shannon Curl-Holbin*

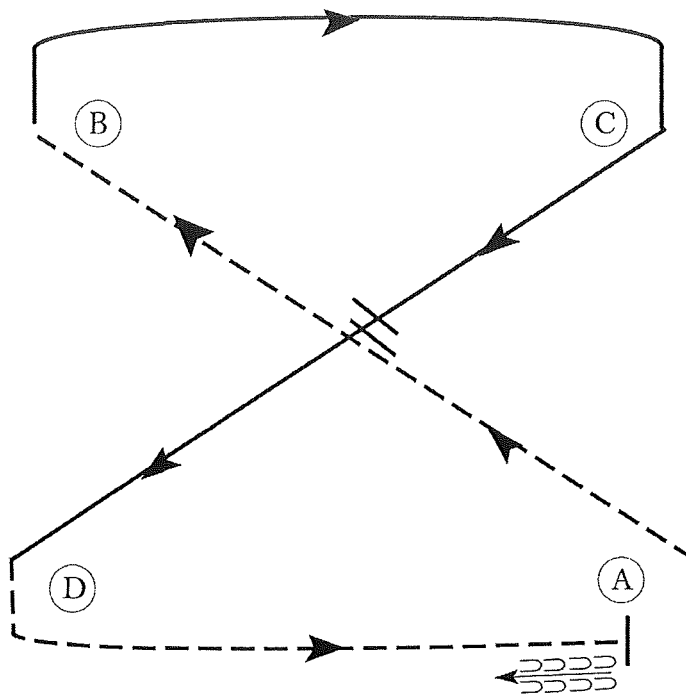
# Easter EggSTRAVAGANZA

ROOKIE, LEVEL 1 & LEVEL 1 NP Equitation

April 6, 2025

www.HorseShowPatterns.com

www.HorseShowPatterns.com



Be ready at A.

1. Posting trot on the left diagonal to B.
2. Canter on the right lead to and around C and 1/2 way to D.
3. Change leads and canter to D.
4. Posting trot on the right diagonal to A.
5. Halt at A and back approximately one horse length.

Exit at a sitting trot.

Walk	-----
Trot	- - - - -
Extended Trot	-----
Canter	-----
Leg Yield	
Lead Change	⋈
Back	←←←
Marker	Ⓚ
Sidepass	←←
Hand Gallop	-----

[HSE/2-24]

Pattern Provided by:  
*Shannon Curl-Holbin*

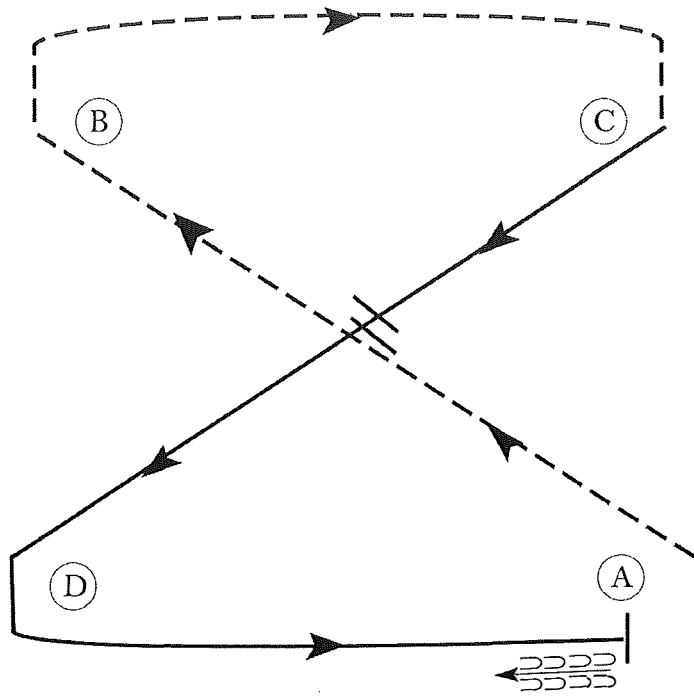
# Easter EggSTRAVAGANZA

Amateur, Select, Youth Equitation

April 6, 2025

www.HorseShowPatterns.com

www.HorseShowPatterns.com



Be ready at A.

1. Posting trot on the right diagonal 1/2 way to B.
2. Change diagonals and post the trot to B.
3. Sitting trot to C.
4. Canter on the right lead 1/2 way to D.
5. Change leads and canter to and around D to A.
6. Halt at A and back approximately one horse length.

Exit at a sitting trot.

Walk	-----
Trot	- - - - -
Extended Trot	-----
Canter	-----
Leg Yield	
Lead Change	///
Back	←←←
Marker	(B)
Sidepass	←←←
Hand Gallop	-----

[HSE/3-24]

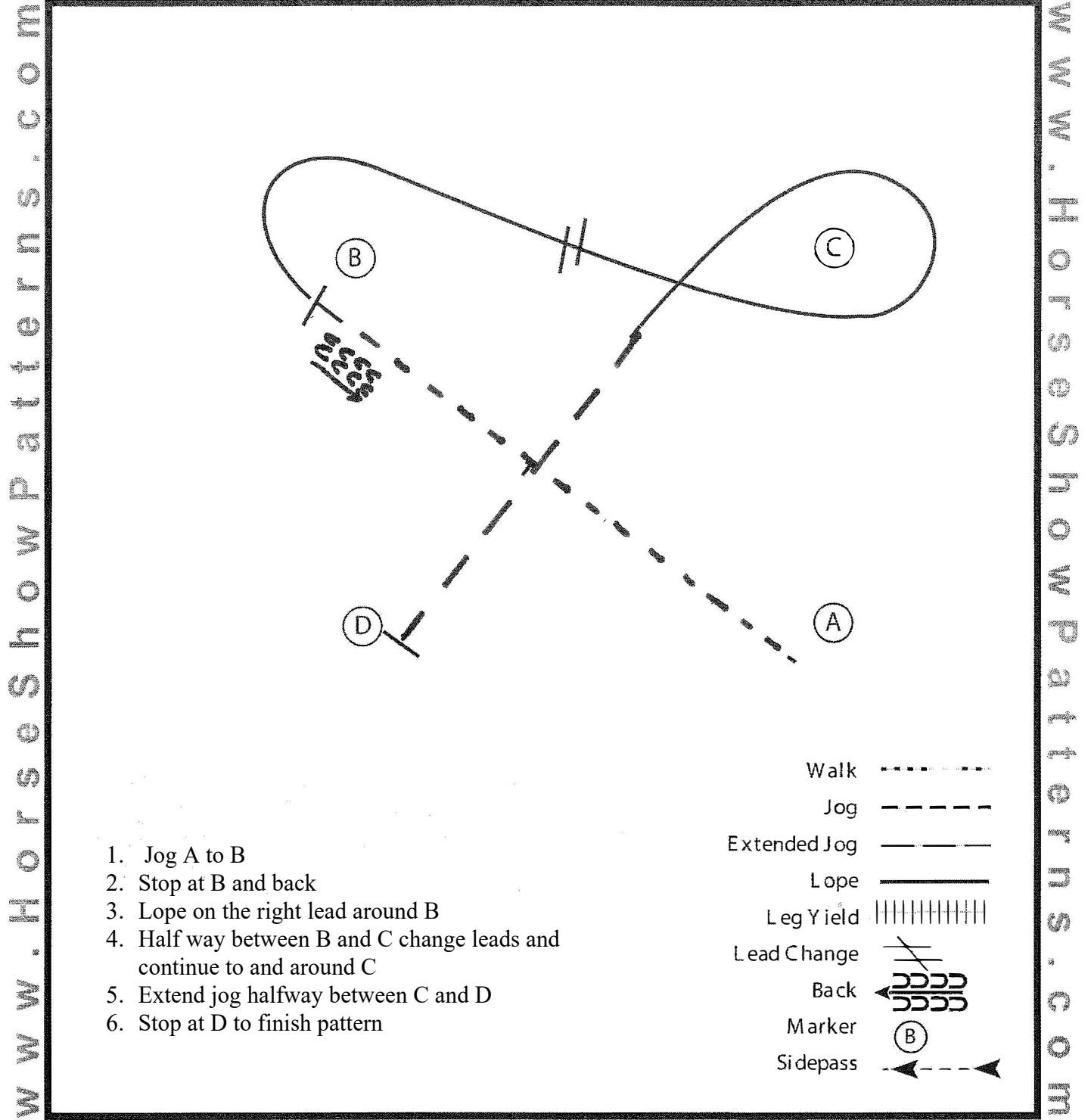
Pattern Provided by:  
*Shannon Curl-Holbin*



# Easter EggSTRAVAGANZA

## Rookie, Level 1 & Level 1 NP Horsemanship

Show Date: 04/05/25 - 04/06/25



1. Jog A to B
2. Stop at B and back
3. Lope on the right lead around B
4. Half way between B and C change leads and continue to and around C
5. Extend jog halfway between C and D
6. Stop at D to finish pattern

[WH/2-27]

Pattern Provided by:  
*Shannon Curl-Holbin*

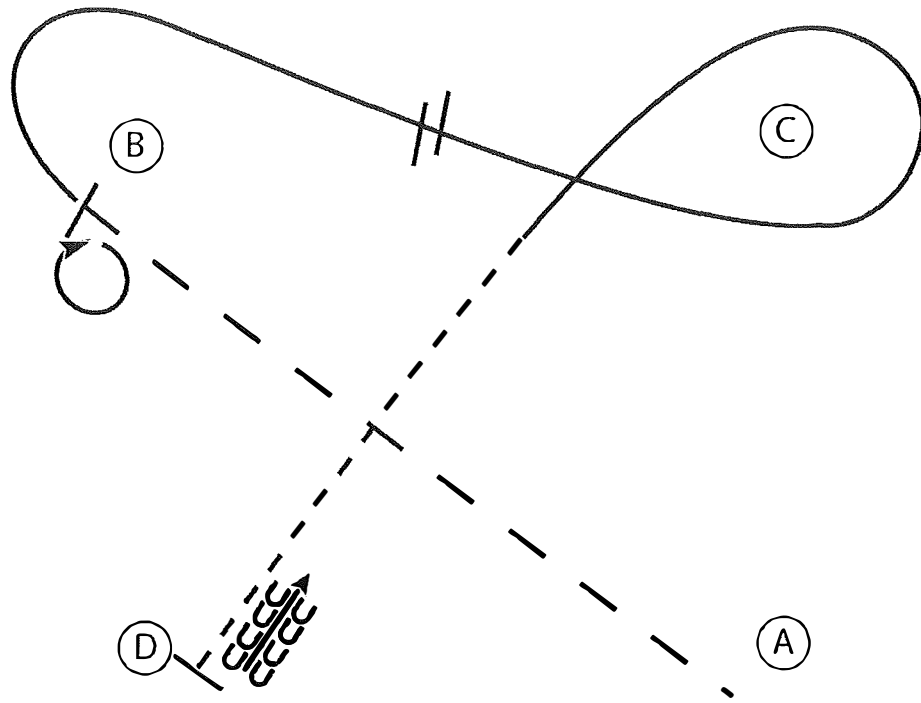
# Easter EggSTRAVAGANZA

Youth, Amateur & Select Horsemanship

April 5, 2025

W W W . H O R S E S H O W P A T T E R N S . C O M

W W W . H O R S E S H O W P A T T E R N S . C O M



1. Extend the jog A to B
2. Stop at B and perform a 360 degree turn to the right
3. Lope on the right lead around B
4. Half way between B and C change leads and continue to and around C
5. Jog halfway between C and D
6. At D stop and back

Walk	.....
Jog	-----
Extended Jog	—————
Lope	—————
Leg Yield	
Lead Change	↘
Back	← ← ←
Marker	(B)
Sidepass	←-----→

[WH/2-27]

Pattern Provided by:  
*Shannon Curl-Holbin*