

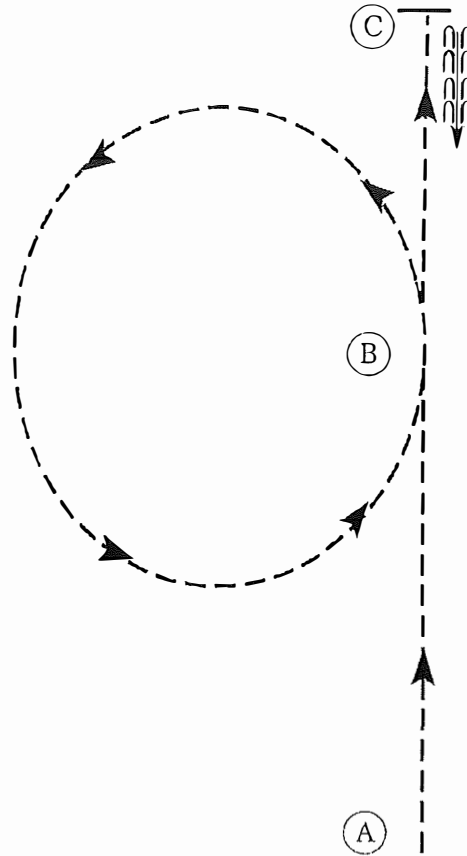
Great Lakes Classic

Hunt Seat Equitation -Small Fry

Show Date: 9/15/22

www.HorseShowPatterns.com

www.HorseShowPatterns.com



1. Posting trot on the left diagonal from A to B.
2. At B posting trot a circle to the left on the right diagonal.
3. Sitting trot to C.
4. Stop at C and back approximately one horse length.

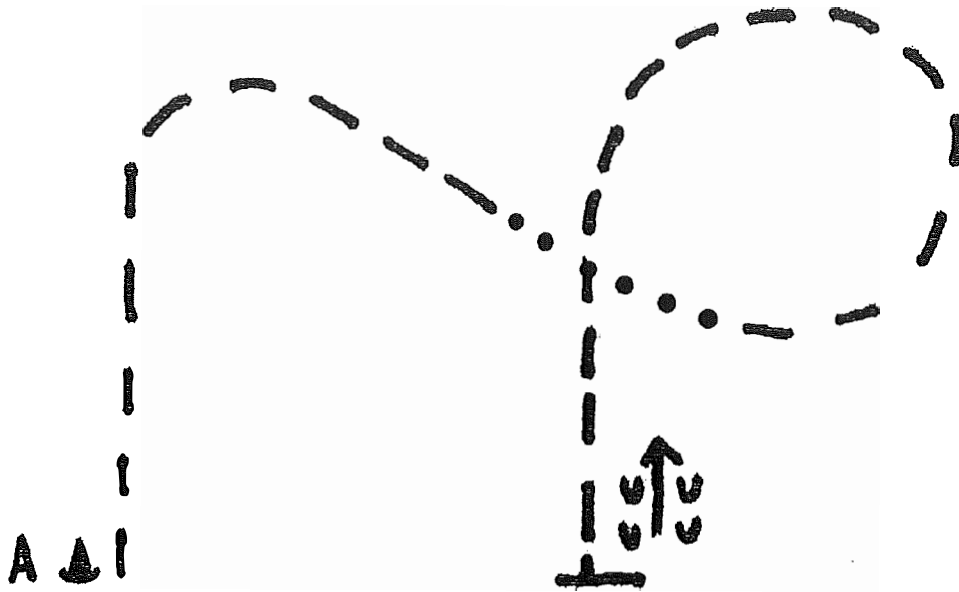
Exit at a sitting trot.

Walk
Trot	-----
Extended Trot	—————
Canter	
Leg Yield	
Lead Change	↘
Back	↖
Marker	Ⓚ
Sidepass	↔
Hand Gallop	———

[HSE/WT-21]

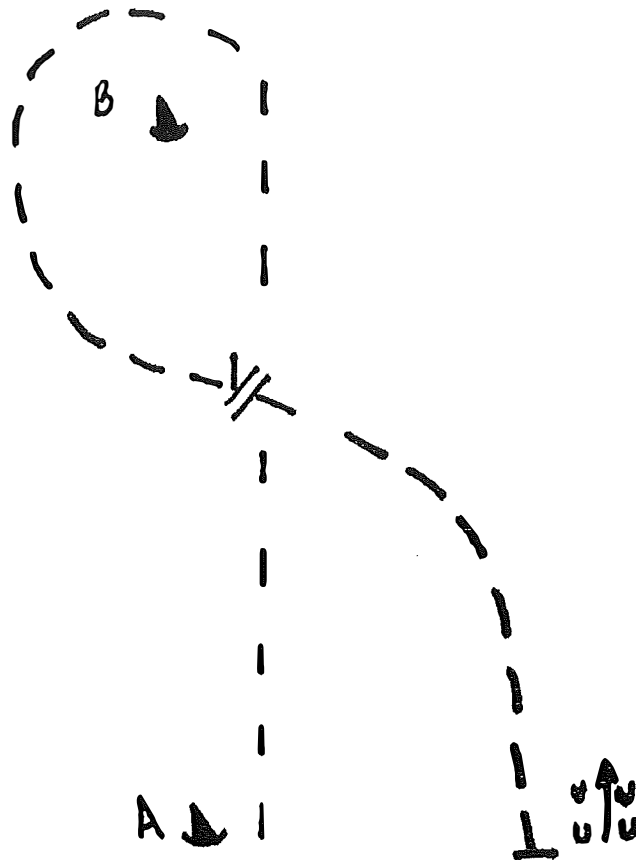
Pattern Provided by:

Great Lakes Classic
Horsemanship - Small Fry
9-16-22



1. Begin at A.
2. Jog as shown.
3. Break to walk for 6 steps at center of pattern.
4. Jog circle to the left.
5. Extend the trot until even with A.
6. Stop and back 1 horse length. Pattern Complete.
7. Exit at the direction of the ring stewards.

Great Lakes Classic
Equitation- Small Fry
9-17-22



1. Begin at A
2. Posting trot right diagonal around B.
3. At center of pattern change to posting trot left diagonal.
4. Stop when even with A.
5. Back 1 horse length. Pattern complete
6. Exit at direction of ring stewards.

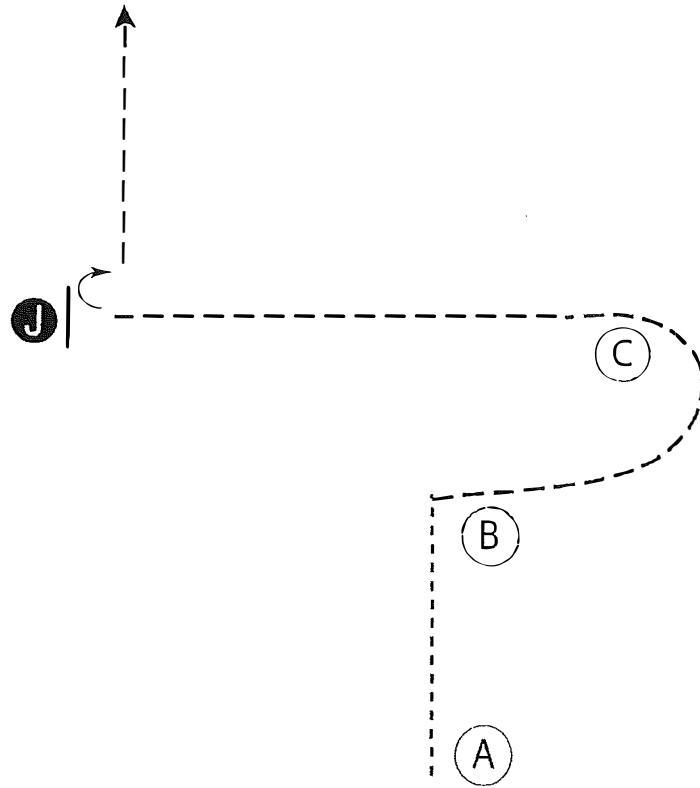
Great Lakes Classic

Showmanship - Small Fry

Show Date: 9/18/22

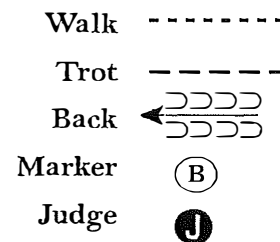
www.HorseShowPatterns.com

www.HorseShowPatterns.com



Be ready at A.

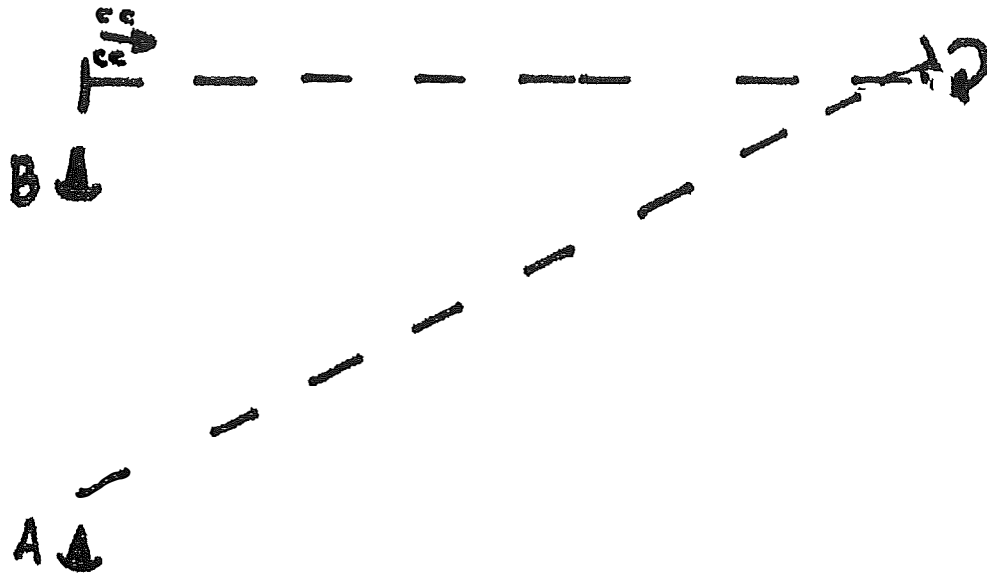
1. Walk to B.
2. Trot from B and around C as shown.
3. Continue to trot to judge and set up for inspection.
4. When dismissed, do a 90 degree turn and trot away.



[S/WT-21]

Pattern Provided by:

Great Lakes Classic
Horsemanship - Small Fry
9-18-22



1. Begin at A.
2. Extend the trot as shown.
3. Stop and perform an approximate 260 degree turn on the haunches to the right.
4. Jog until even with B.
5. Stop and back 1 horse length. Pattern Complete.
6. Exit at the directions of the ring stewards.