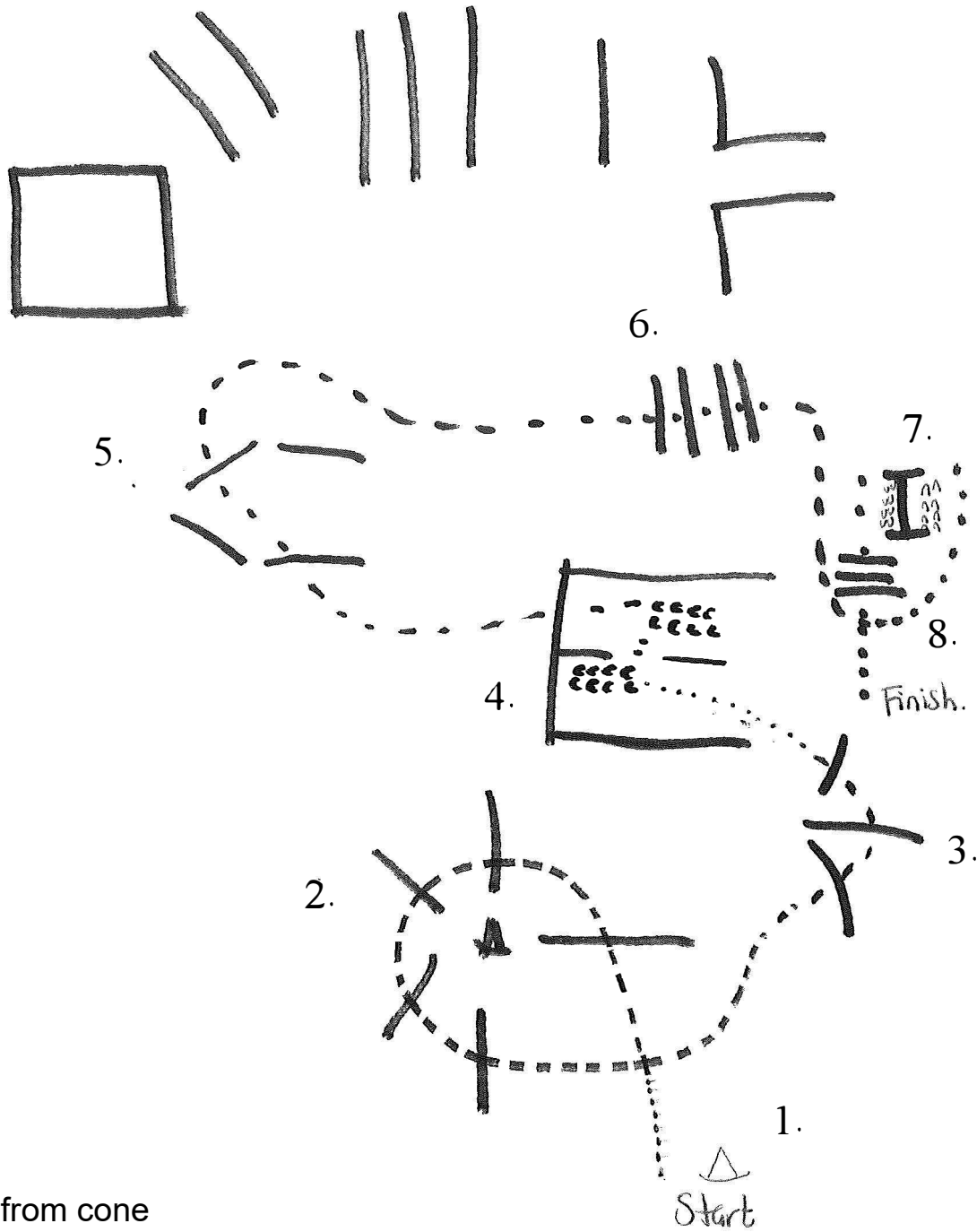


Harbor Classic
Trail
Small Fry and Walk Trot
July 2, 2024

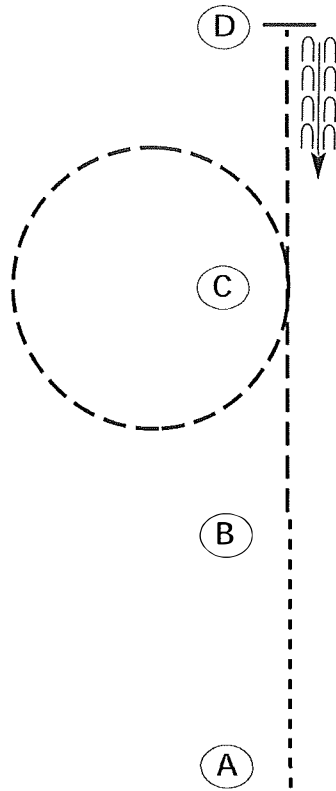


1. Walk from cone
2. Jog poles
3. Jog poles and walk into chute
4. Back through chute as shown
5. Jog poles
6. Jog poles
7. Walk trot exhibitors work gate left hand. Small fry exhibitors walk through gate
8. Walk 3 poles to finish

Harbor Classic
Horsemanship
Small Fry and Walk Trot
July 2, 2024

www.HorseShowPatterns.com

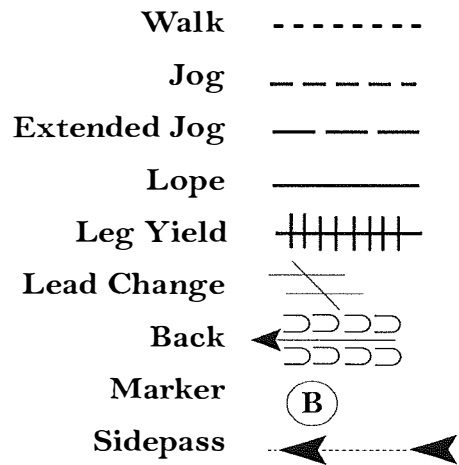
www.HorseShowPatterns.com



Be ready at A.

1. Walk from A to B.
2. Jog to C and circle to the left.
3. Continue to jog to D.
4. Stop and D and back one horse length.

Retire to the rail or line up at a jog.



[WH/WT-24]

Pattern Provided by:

Harbor Classic Equitation Small Fry and Walk Trot July 3, 2024

www.HorseShowPatterns.com

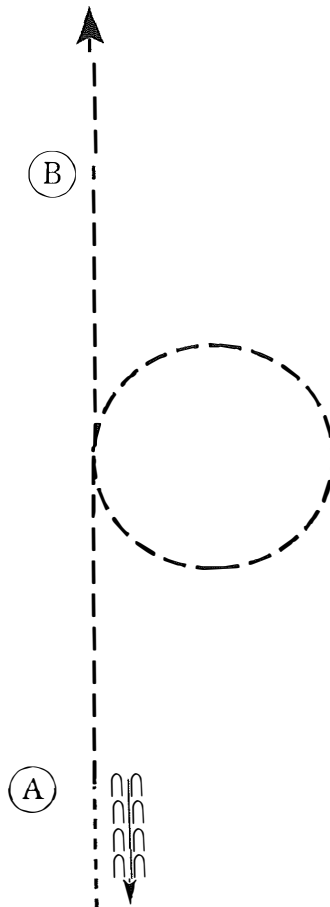
www.HorseShowPatterns.com

Be ready at A.

1. When acknowledged, back approximately one horse length.
2. Walk to A.
3. Sitting trot to center of pattern.
4. Posting trot a circle to the right.
5. Posting trot on the right diagonal straight away from B.

Pattern is over once you have trotted past B more than 2 horse lengths.

Follow the instructions of your ring steward.

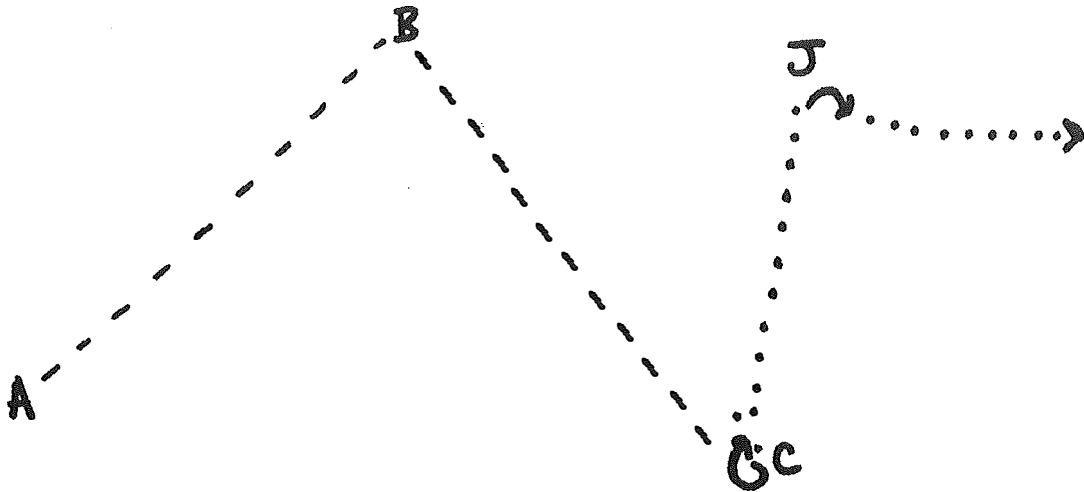


| | |
|---------------|-----------|
| Walk | ----- |
| Trot | ----- |
| Extended Trot | ----- |
| Canter | ----- |
| Leg Yield | |
| Lead Change | ↙ |
| Back | ← u u u u |
| Marker | ⊙ B |
| Sidepass | ←----- |
| Hand Gallop | ----- |

[HSE/WT-55]

Pattern Provided by:

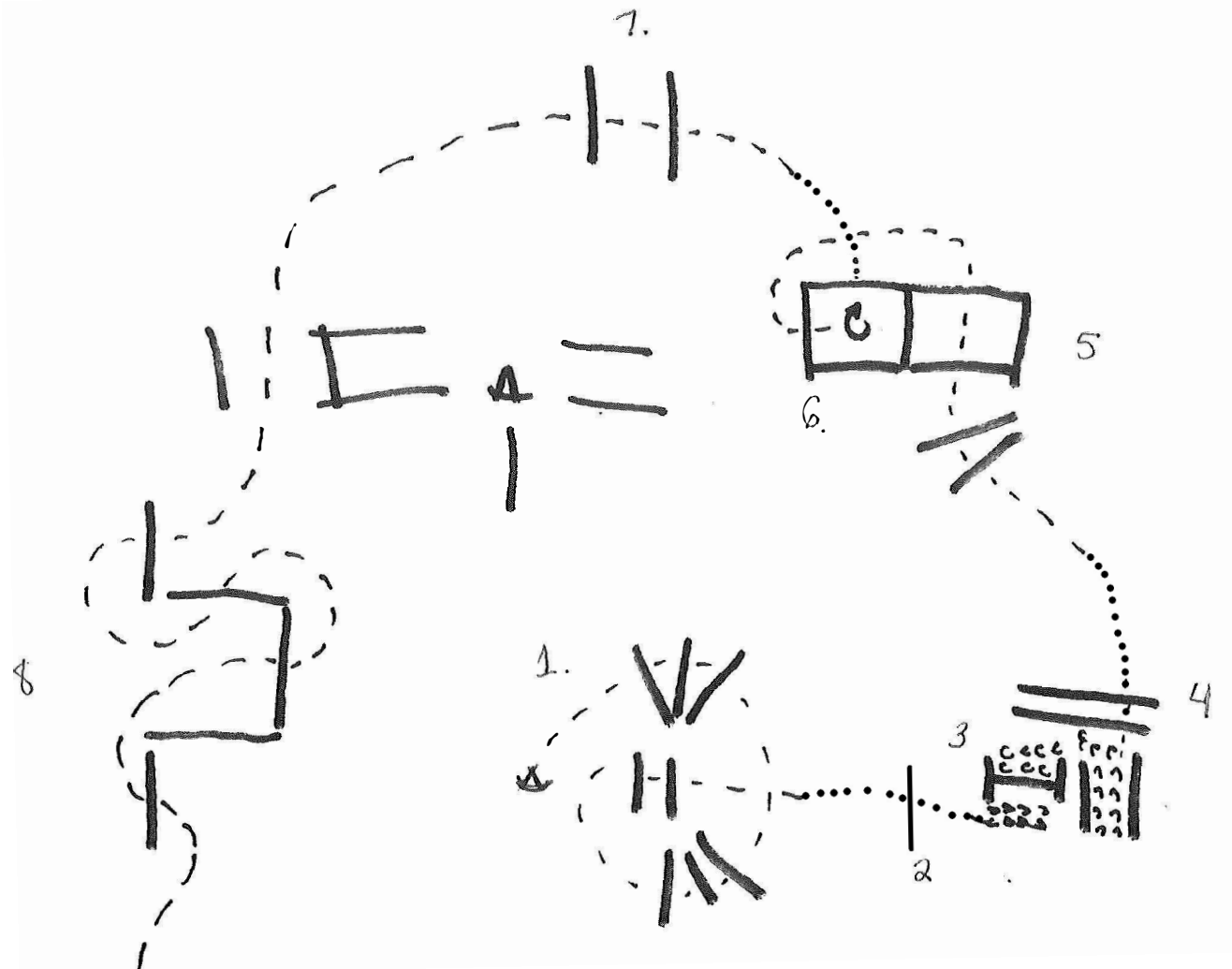
Harbor Classic
Showmanship
Small Fry
July 4, 2024



Be ready at A

1. Trot to B
2. Trot to C
3. Stop at C
4. 5/8 turn at C
5. Walk to judge and set up for inspection
6. When dismissed 1/4 turn right and walk off

Harbor Classic
Trail
Small Fry & Walk Trot
July 5, 2024



1. Jog over poles
2. Break to walk, walk over pole and up to gate
3. Walk trot exhibitors work gate left hand. Small fry exhibitors walk through gate and turn 90° to the left
4. Back through gate as shown and walk out over poles
5. Jog poles, box and into second box
6. Perform a 3/4 turn to the right and exit box at a walk
7. Jog poles
8. Jog poles serpentine
9. Walk over 3 poles to finish

9.

Harbor Classic

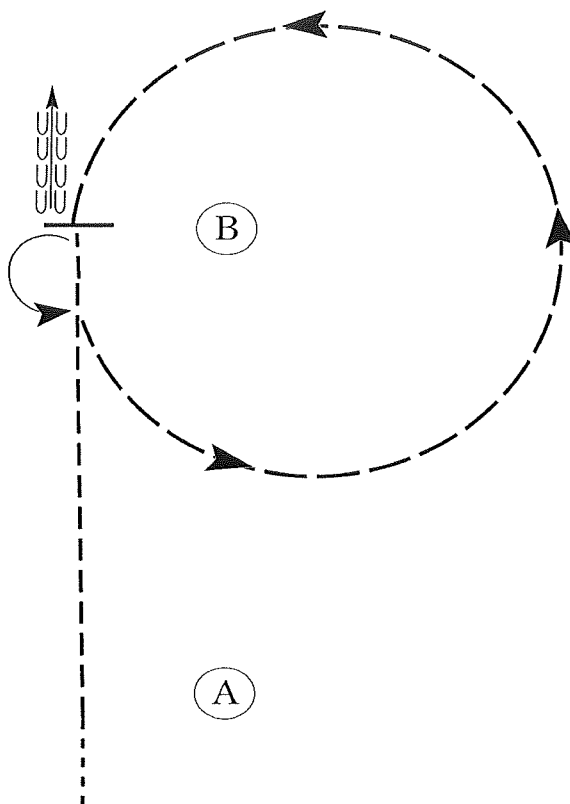
Horsemanship

Small Fry & Walk Trot

July 6, 2024

w w w . H o r s e S h o w P a t t e r n s . c o m

w w w . H o r s e S h o w P a t t e r n s . c o m



Be ready before A.

1. Walk to A.
2. Jog to B. Stop and turn 180 degrees left.
3. Perform an extended jog circle to the left.
4. Stop at B and back approximately one horse length.

Follow the instructions of your ring steward.

| | |
|--------------|---------|
| Walk | ----- |
| Jog | ----- |
| Extended Jog | ----- |
| Lope | ----- |
| Leg Yield | |
| Lead Change | —/— |
| Back | ←←←←← |
| Marker | Ⓚ |
| Sidepass | ←-----→ |

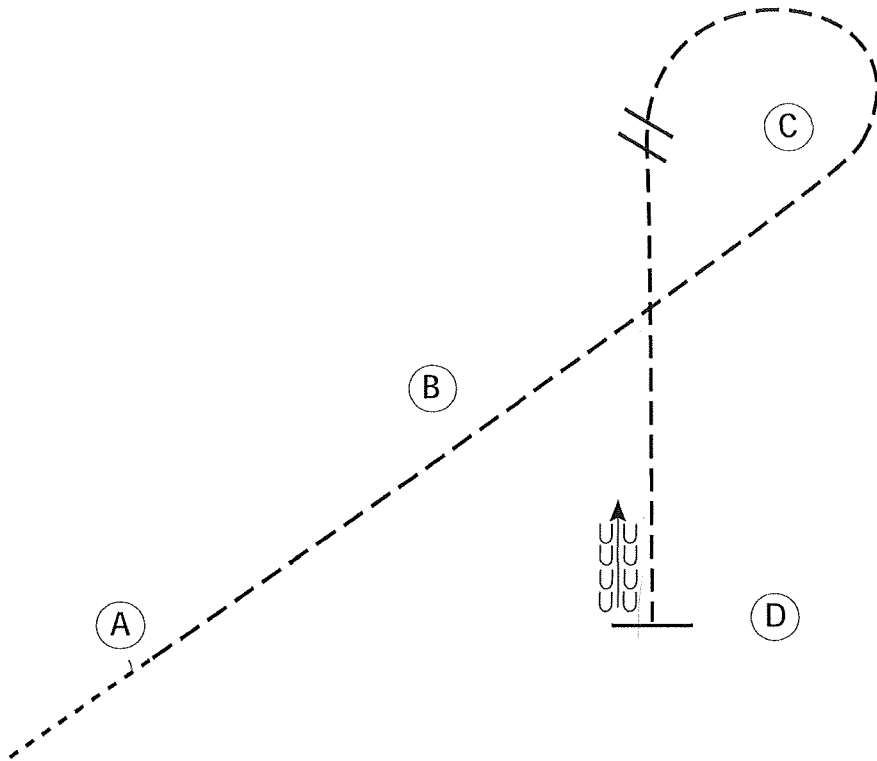
[WH/WT-37]

Pattern Provided by:

Harbor Classic
 Equitation
 Small Fry & Walk Trot
 July 7, 2024

w w w . H o r s e S h o w P a t t e r n s . c o m

w w w . H o r s e S h o w P a t t e r n s . c o m



Be ready before A.

1. Walk to A.
2. Sitting trot to B.
3. Posting trot on the right diagonal to and around C.
4. At C, change diagonals.
5. Posting trot on the left diagonal to D.
6. Stop at D. Back approximately one horse length.
7. Follow the instructions of your ring steward.

| | |
|---------------|---------|
| Walk | ----- |
| Trot | ----- |
| Extended Trot | ----- |
| Canter | ----- |
| Leg Yield | |
| Lead Change | ---/--- |
| Back | ←←←←← |
| Marker | (B) |
| Sidepass | ←----- |
| Hand Gallop | ----- |

[HSE/WT-14]

Pattern Provided by: