

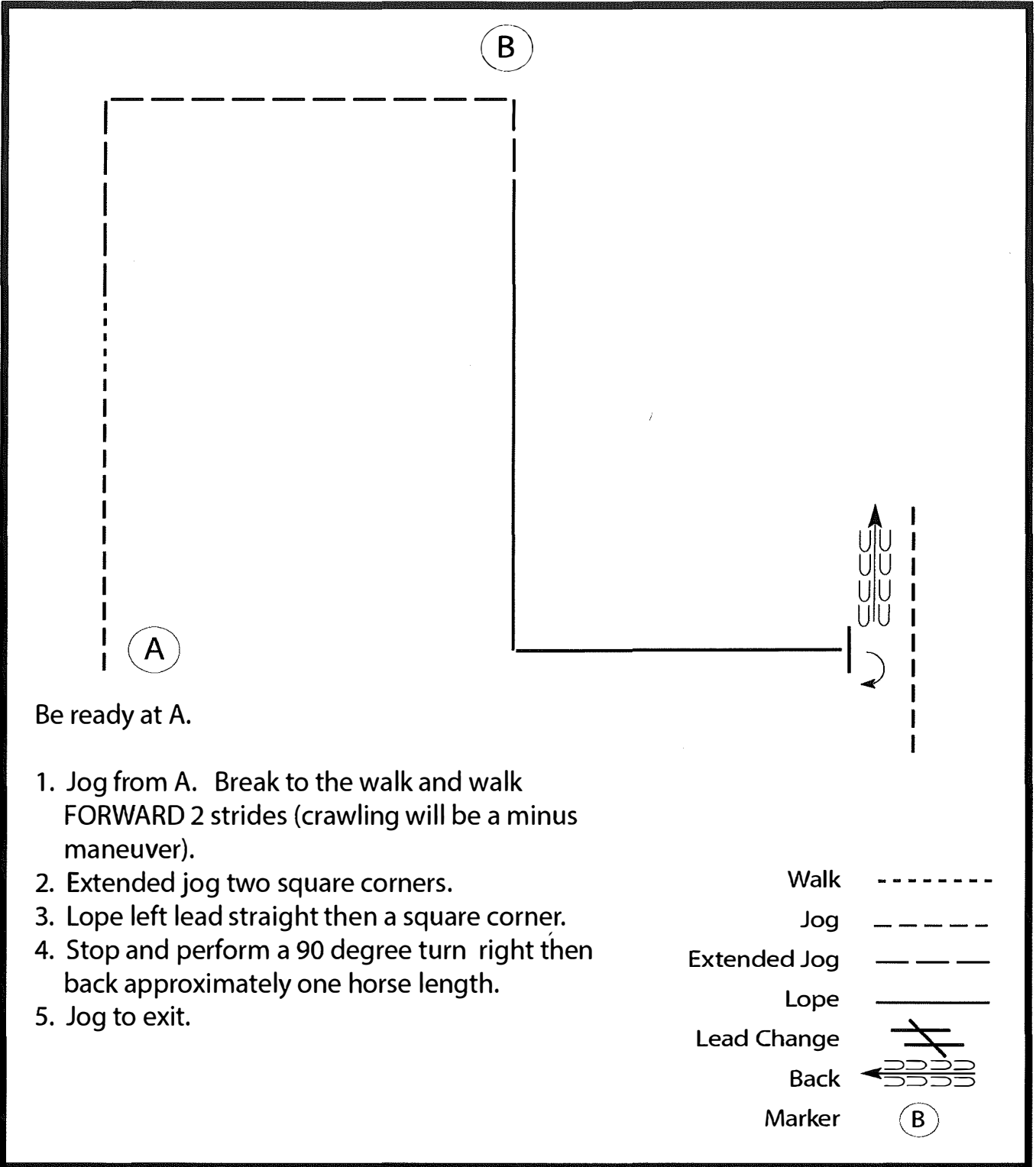
Lisa Terry Memorial Show

Rookie and Level One Horsemanship

Show Date: 06-06-2024

W W W . H O R S E S H O W P A T T E R N S . C O M

W W W . H O R S E S H O W P A T T E R N S . C O M



Be ready at A.

1. Jog from A. Break to the walk and walk FORWARD 2 strides (crawling will be a minus maneuver).
2. Extended jog two square corners.
3. Lope left lead straight then a square corner.
4. Stop and perform a 90 degree turn right then back approximately one horse length.
5. Jog to exit.

Walk	-----
Jog	- - - - -
Extended Jog	- - - - -
Lope	—————
Lead Change	——— ———
Back	←——— ———
Marker	ⓑ

[WH/1-120]

Pattern Provided by:

The Judges

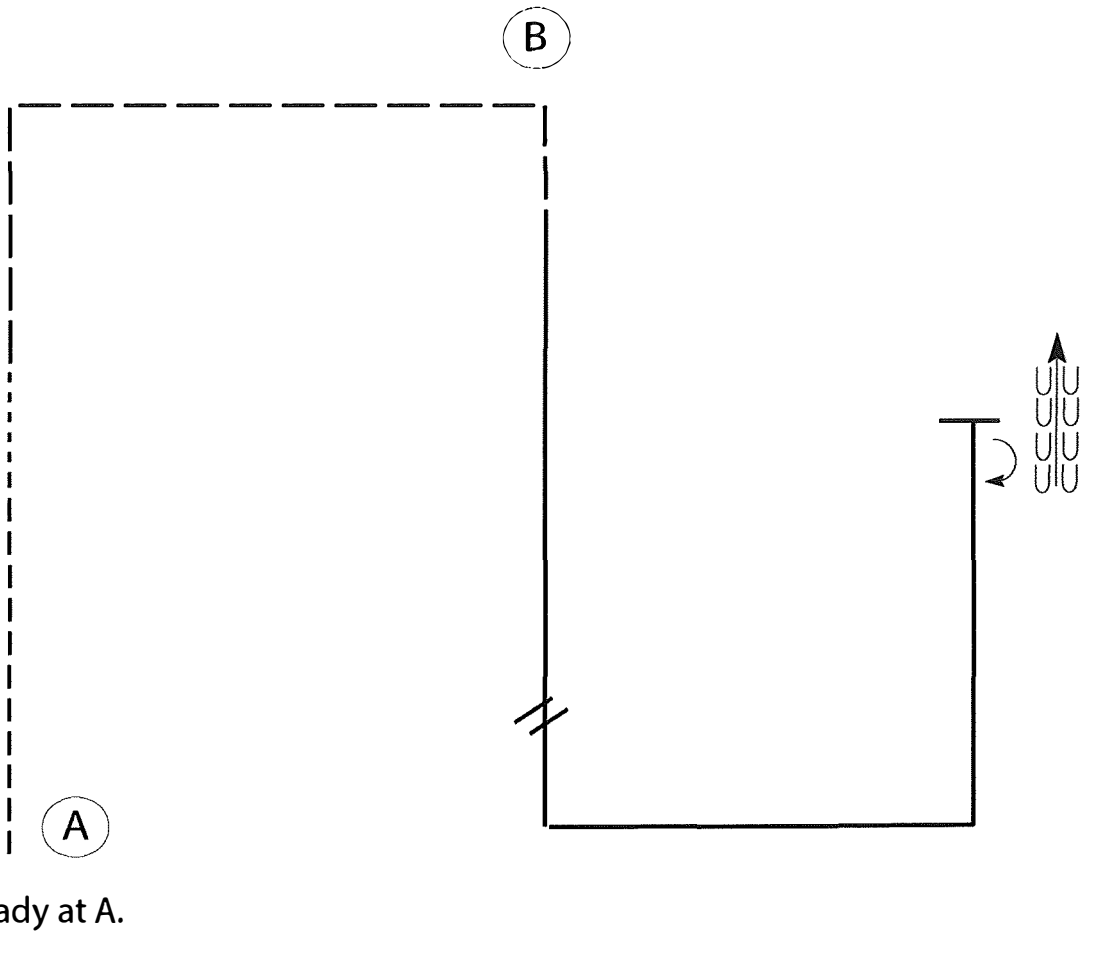
Lisa Terry Memorial Show

Select, Youth and Amateur Horsemanship

Show Date: 06-06-2024

W W W . H O R S E S H O W P A T T E R N S . C O M

W W W . H O R S E S H O W P A T T E R N S . C O M



Be ready at A.

1. Jog from A. Break to the walk and walk FORWARD 2 strides (crawling will be a minus maneuver).
2. Extended jog two square corners.
3. Lope on the right lead.
4. Perform a simple lead change before even with A.
5. Lope left lead two square corners.
6. Stop and perform a 180 degree turn right then back approximately one horse length.
7. Jog to exit.

Walk	-----
Jog	- - - - -
Extended Jog	— — — —
Lope	—————
Lead Change	——— ———
Back	←←←←←
Marker	⊙ B

[WH/2-120]

Pattern Provided by:

The Judges

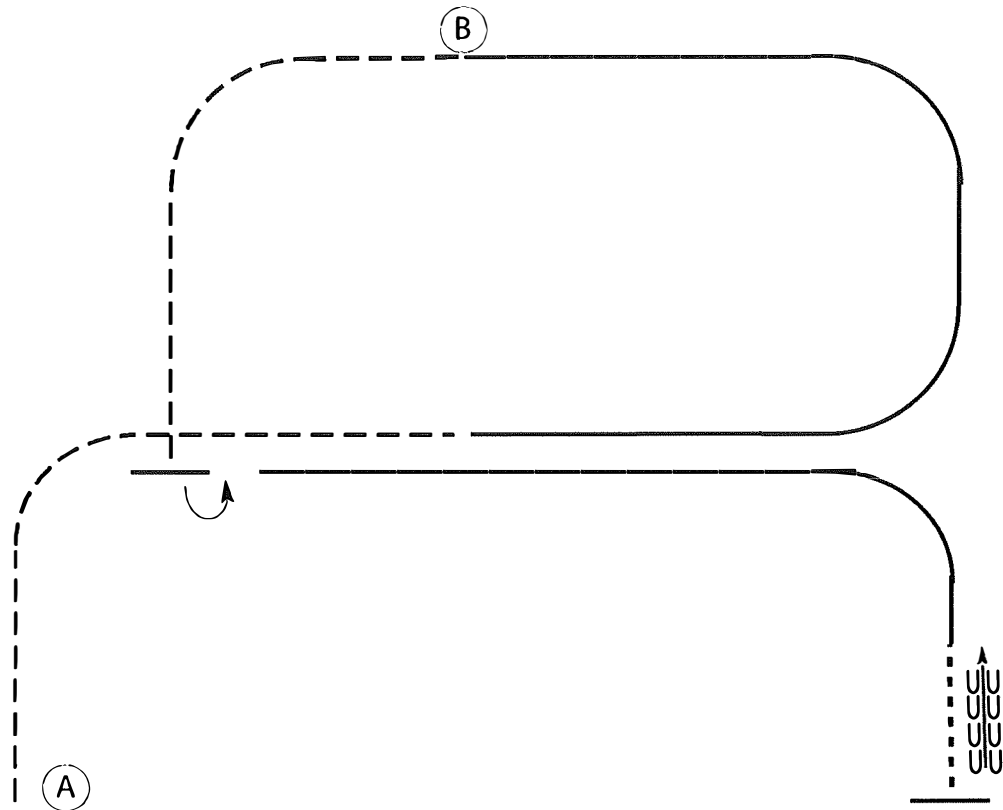
Lisa Terry Memorial Show

Select, Youth and Amateur Equitation

Show Date: 06-06-2024

w w w . H o r s e S h o w P a t t e r n s . c o m

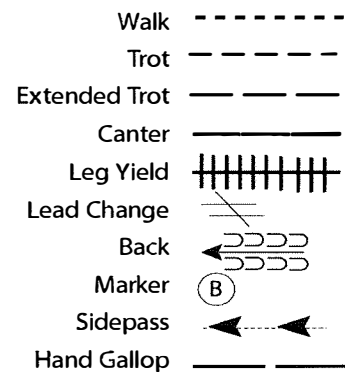
w w w . H o r s e S h o w P a t t e r n s . c o m



Be ready at A.

1. Sitting trot for approximately 3 strides.
2. Trot on the left diagonal to center of pattern.
3. Canter on the left lead to B.
4. Trot on the right diagonal until halfway to A.
5. Stop and perform a 90 degree turn on the forehand to the left to change direction.
6. Canter on the right lead around corner.
7. Forward walk until even with A.
8. Stop and back.

Pattern is complete.



[HSE/2-115]

Pattern Provided by:

The Judges

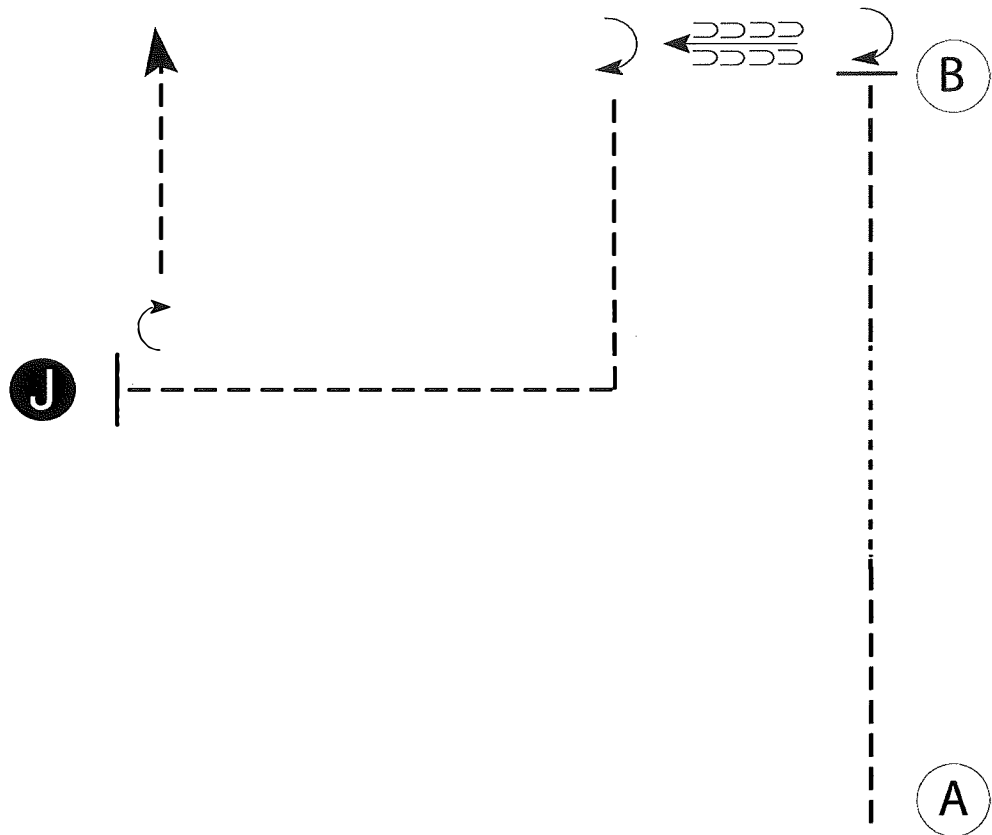
Lisa Terry Memorial Show

Rookie and Level One Showmanship

Show Date: 06-07-2024

w w w . H o r s e S h o w P a t t e r n s . c o m

w w w . H o r s e S h o w P a t t e r n s . c o m



Be ready at A.

1. Trot 1/3 of the line, then walk 1/3 of the line then trot the final 1/3 of the line.
2. Stop with horse's hip even with B then perform a 1/4 turn.
3. Back 2 horse lengths then perform a 1/4 turn.
4. Trot to judge as shown.
5. Stop and set up at Judge.
6. Inspection.
7. When dismissed, perform a 1/4 turn and trot to exit.

Walk -----
Trot - . - . - .
Back ← — — — — —
Marker (B)
Judge (J)

[S/1-119]

Pattern Provided by:

The Judges

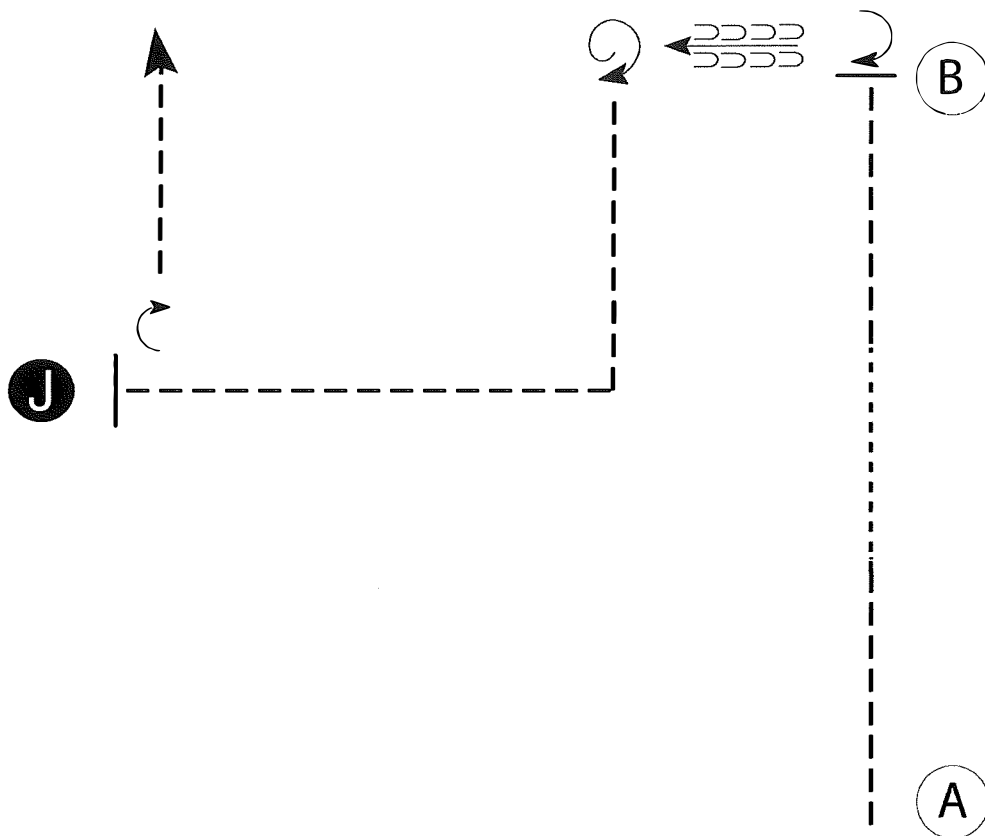
Lisa Terry Memorial Show

Select, Youth and Amateur Showmanship

Show Date: 06-07-2024

w w w . H o r s e S h o w P a t t e r n s . c o m

w w w . H o r s e S h o w P a t t e r n s . c o m



Be ready at A.

1. Trot 1/3 of the line, then walk 1/3 of the line then trot the final 1/3 of the line.
2. Stop with horse's hip even with B then perform a 1/4 turn.
3. Back 2 horse lengths then perform a 1 1/4 turn.
4. Trot to judge as shown.
5. Stop and set up at Judge.
6. Inspection.
7. When dismissed, perform a 1/4 turn and trot to exit.

Walk -----
Trot - - - - -
Back ← ← ← ← ←
Marker (B)
Judge (J)

[S/2-119]

Pattern Provided by:

The Judges

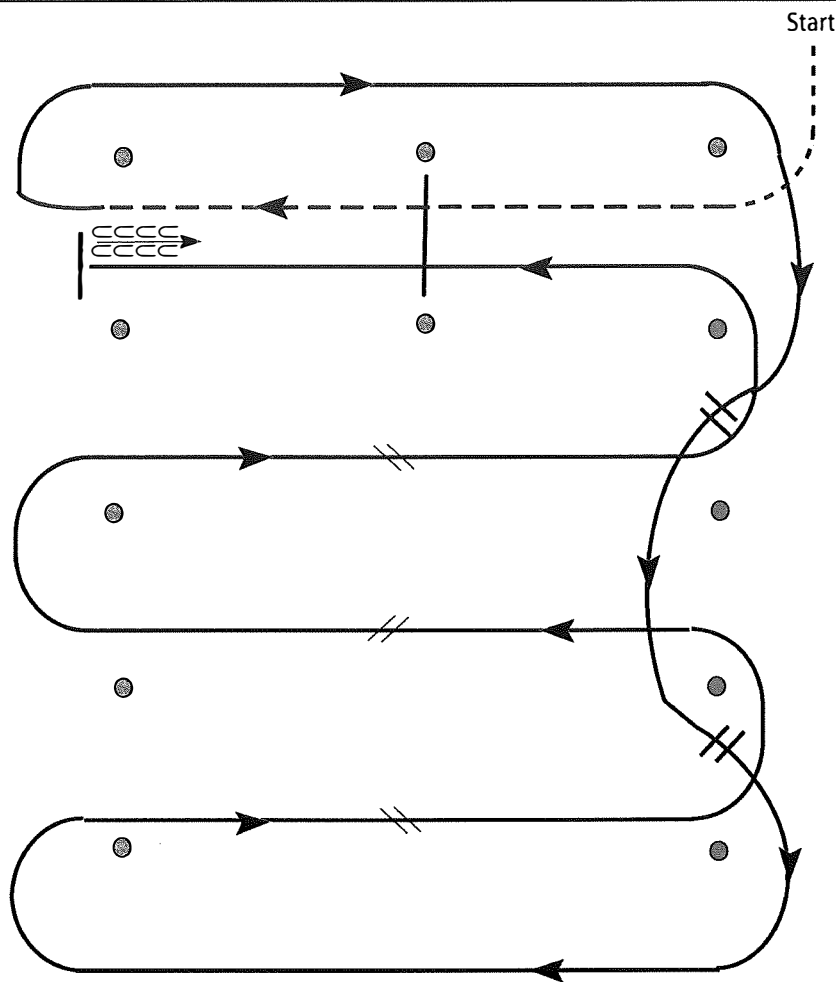
Lisa Terry Memorial Show

Western Riding (L1 Open, L1 Yth/AM)

Show Date: 6/7, '2024

w w w . H o r s e S h o w P a t t e r n s . c o m

w w w . H o r s e S h o w P a t t e r n s . c o m



1. Walk, transition to jog, jog over log.
2. Transition to right lead and lope around end.
3. First line change.
4. Second line change. Lope around end of arena.
5. First crossing change.
6. Second crossing change.
7. Third crossing change.
8. Lope over log.
9. Lope, stop and back.

[WR/GP-4]

Pattern Provided by:

Judges

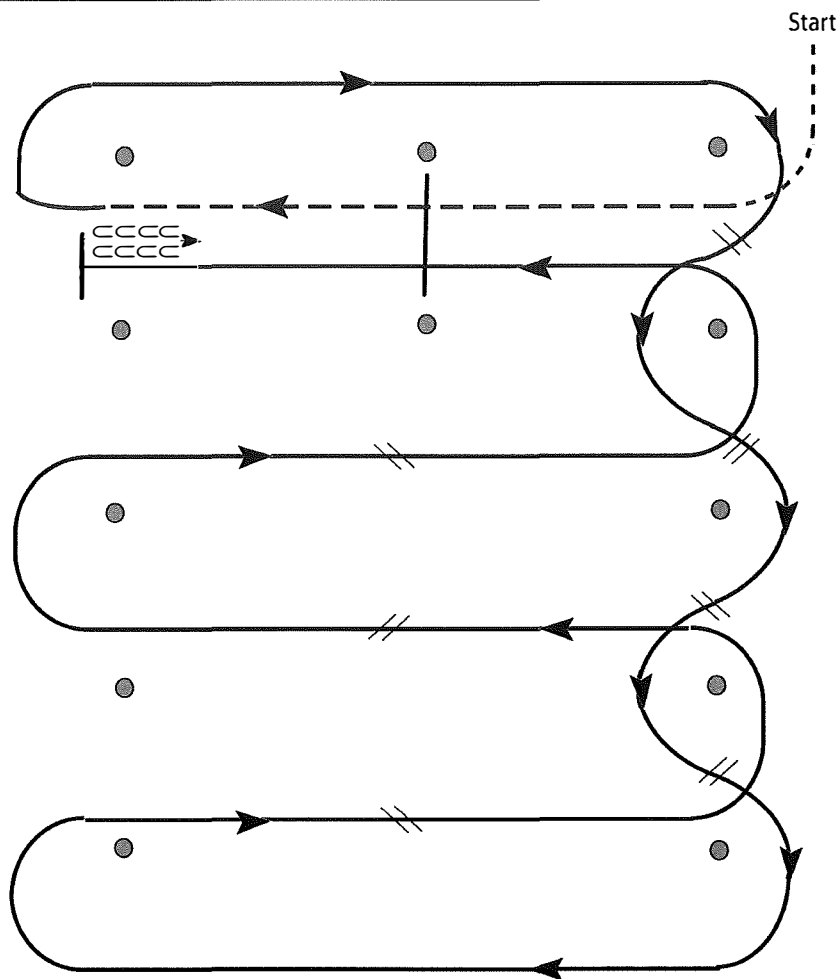
Lisa Terry Memorial Show

Western Riding (Open, Youth, AM)

Show Date: 6/7, 2024

w w w . H o r s e S h o w P a t t e r n s . c o m

w w w . H o r s e S h o w P a t t e r n s . c o m



1. Walk, transition to jog, jog over log.
2. Transition to right.
3. First line change.
4. Second line change.
5. Third line change.
6. Fourth line change.
7. First crossing change.
8. Second crossing change.
9. Third crossing change.
10. Lope over log.
11. Lope, stop and back.

[WR/OP-4]

Pattern Provided by:

Judges

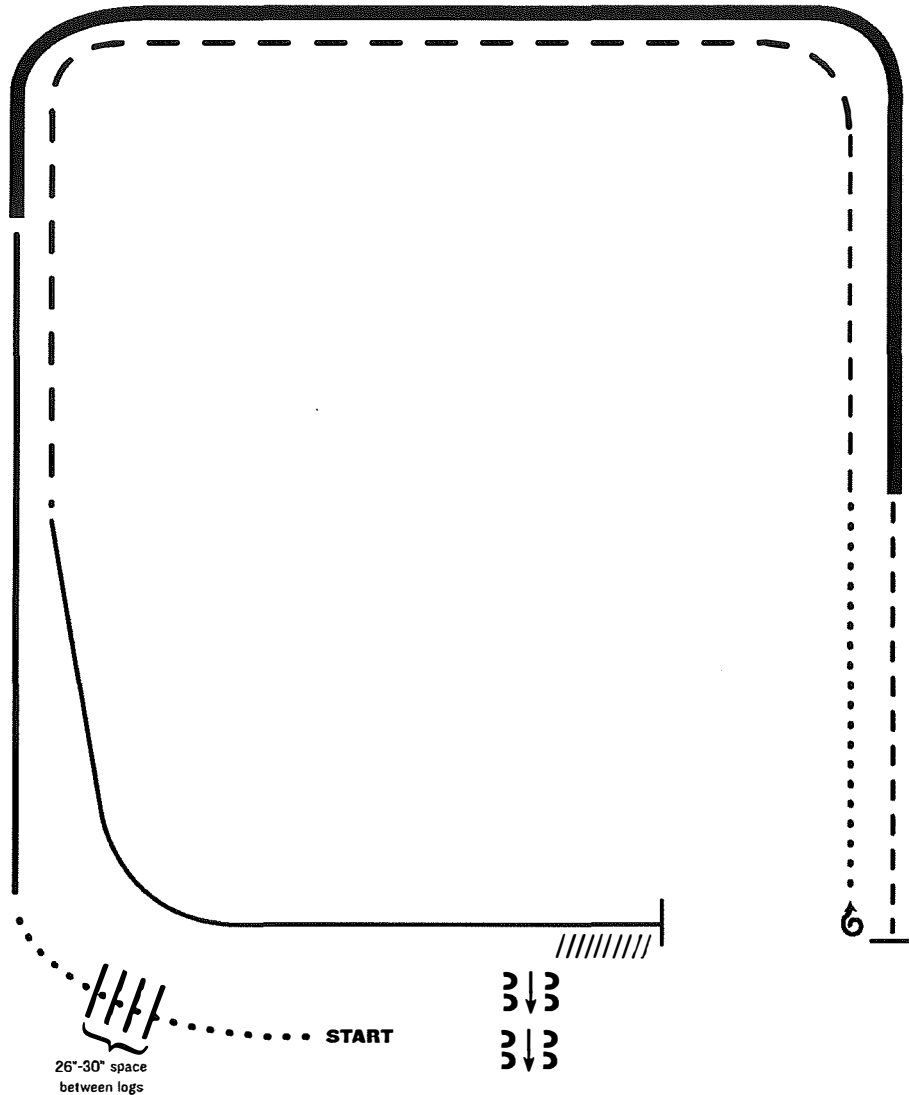
Lisa Terry Memorial Show

Ranch Riding (Open, Youth, AM)

Show Date: 6/7, '2024

W W W . H O R S E S H O W P A T T E R N S . C O M

W W W . H O R S E S H O W P A T T E R N S . C O M



1. Walk
2. Walk over logs
3. Lope right lead
4. Extended lope (right lead)
5. Trot
6. Stop, 1/2 turns right
7. Walk
8. Trot
9. Extended trot
10. Lope left lead
11. Stop and Back
12. Side pass right

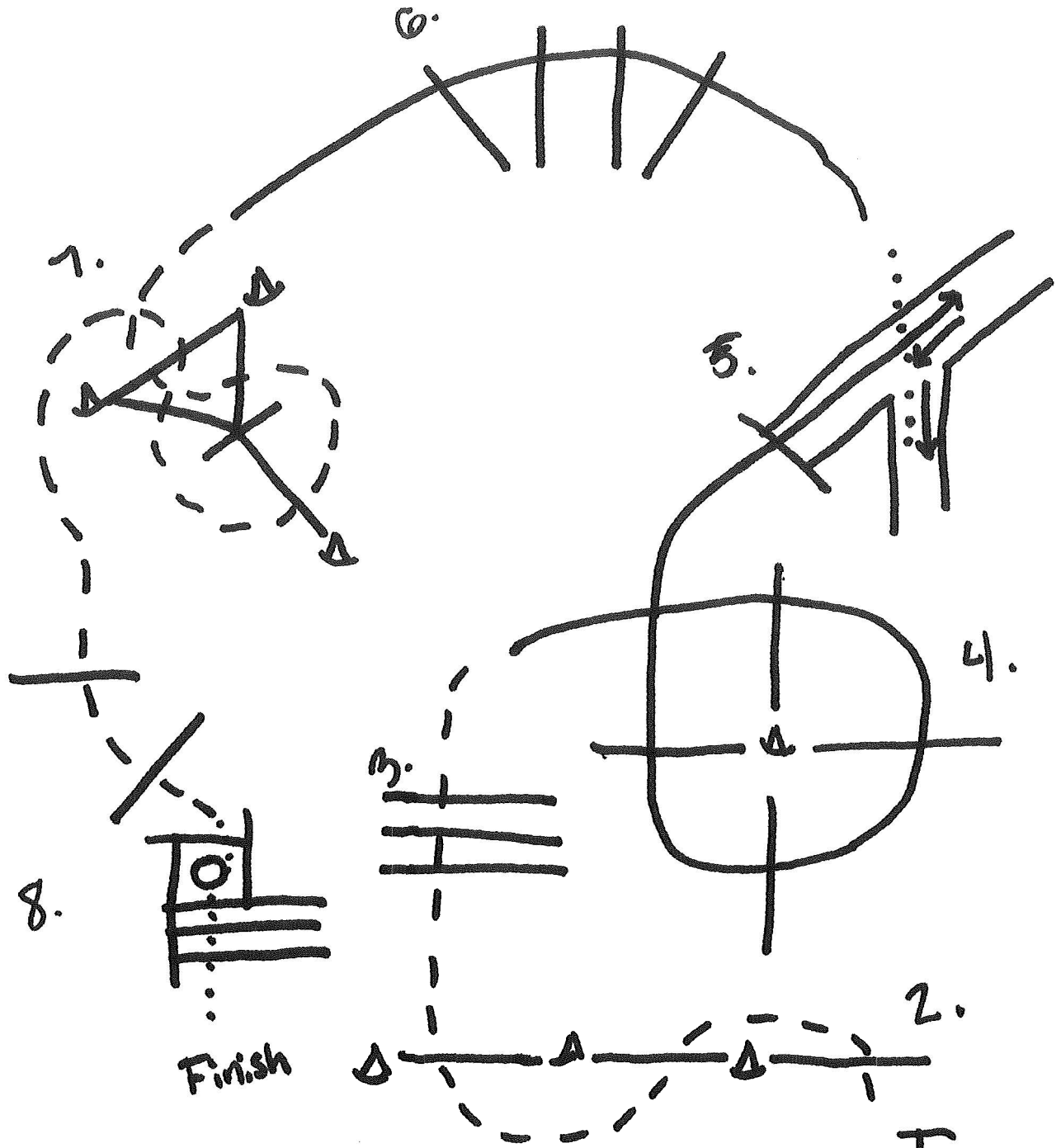
Note: The drawn description of this pattern is only intended for the general depiction of the pattern. Exhibitors should utilize the arena space to best exhibit their horses.

[RR/AQHA-6]


Pattern Provided by:

Judges

Lisa Terry Memorial Horse show All Trail (Except Small Fry & Walk Trot)

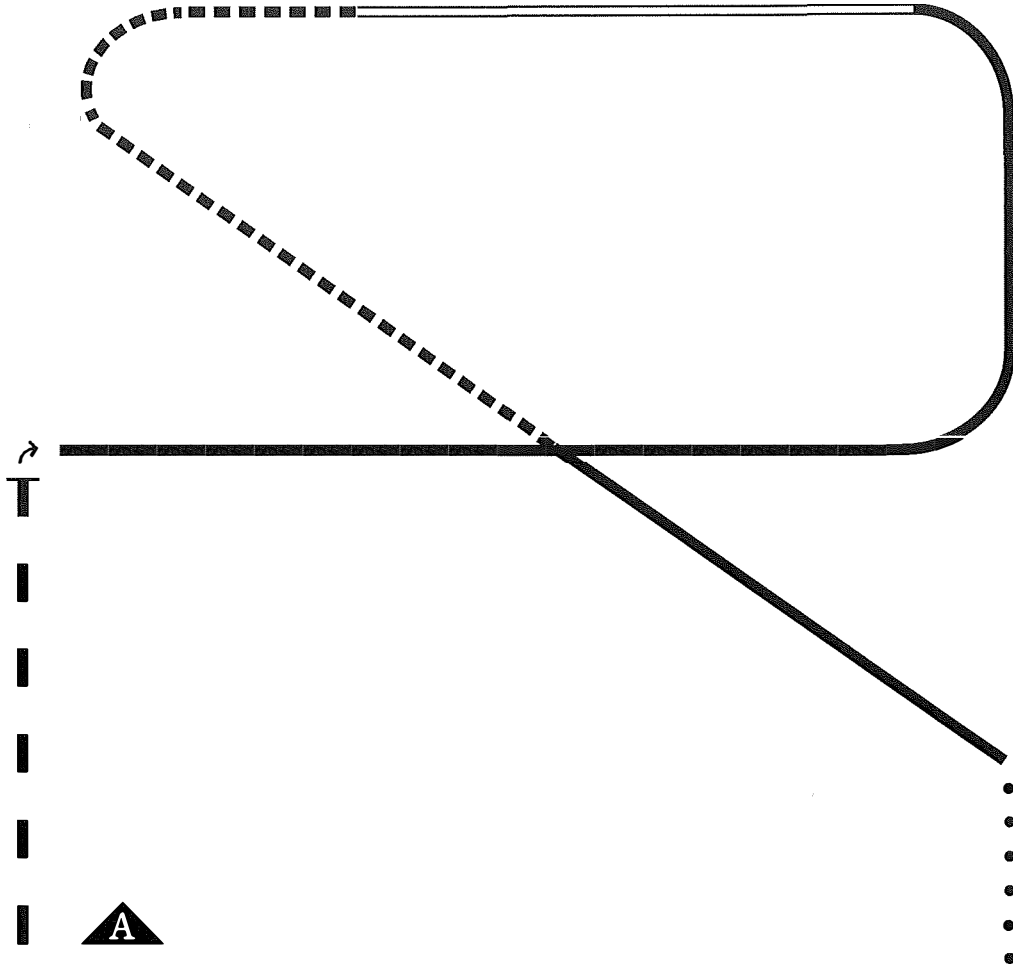


1. Work gate Right hand
2. Jog serpentine over poles
3. Jog over poles
4. Lope over poles right lead
5. Lope into chute, back through poles, walk out
6. Lope over poles left lead
7. Jog over poles
8. Jog over poles and walk into box. 360° either way, walk out to finish


Start 1.

HORSEMANSHIP

(L1/Novice Youth & L1/Novice Amateur)
and all Rookie 6/9/24



Begin at A

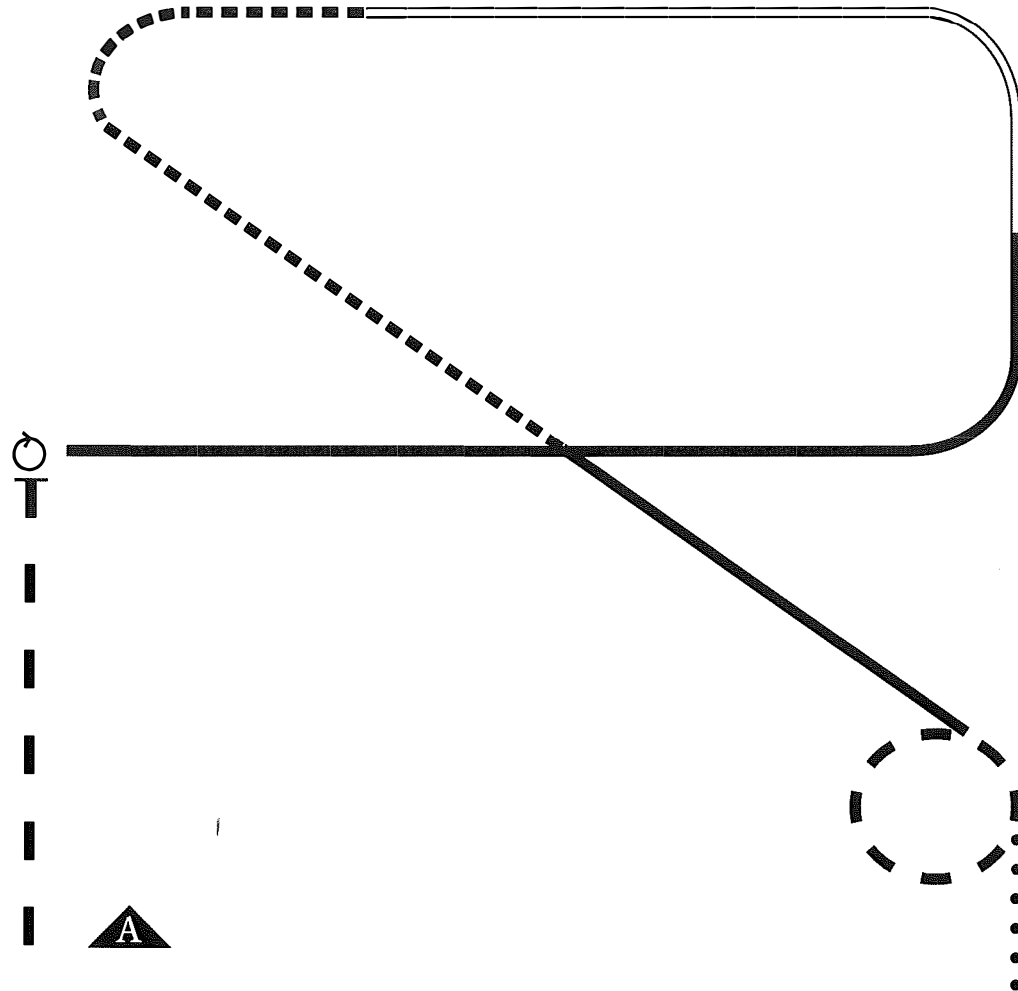
1. Extend jog. Stop.
2. 90 degree turn right.
3. Lope left lead.
4. Extend lope left lead.
5. Break to jog and jog corner to center.
6. Lope right lead.
7. Walk until even with A.

Pattern ends at A

.....	Walk
-----	Jog
- - - -	Extended Jog
————	Lope
=====	Extended Lope
← 3 3 3 3	Back
▲ A	Cone

HORSEMANSHIP

(Youth & Amateur + Select) 6/9/24



Begin at A

1. Extend jog. Stop.
2. 450 degree turn right.
3. Lope left lead.
4. Extend lope left lead.
5. Break to jog and jog corner to center.
6. Lope right lead.
7. Break to jog and jog small circle to right.
8. Walk until even with A.

Pattern ends at A

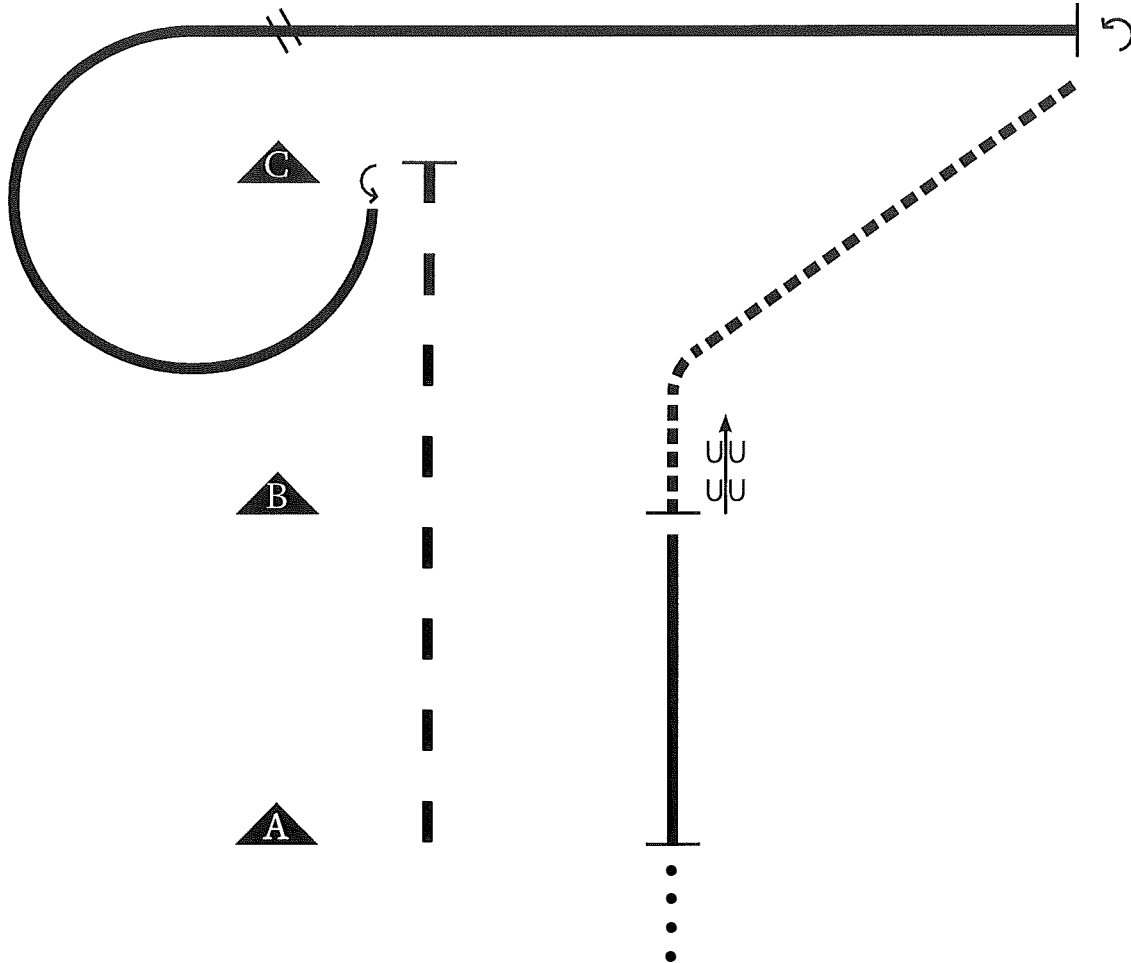
.....	Walk
-----	Jog
- - - -	Extended Jog
————	Lope
=====	Extended Lope
← ↩ ↩ ↩ ↩	Back
▲ A	Cone

EQUITATION

(L1/Novice Youth & L1/Novice Amateur)

and all Rookie

6/8/24



Start at A.

1. Right diagonal trot to B.
2. Change diagonals at B, left diagonal trot to C.
3. Stop, 180 degree turn left on the forehand.
4. Canter right lead 3/4 circle.
5. When even with C change leads and canter left lead straight line.
6. Stop, 225 degree turn left on the haunches.
7. Sitting trot to B, stop and back.
8. Canter left lead to A.
9. Stop, walk to exit.

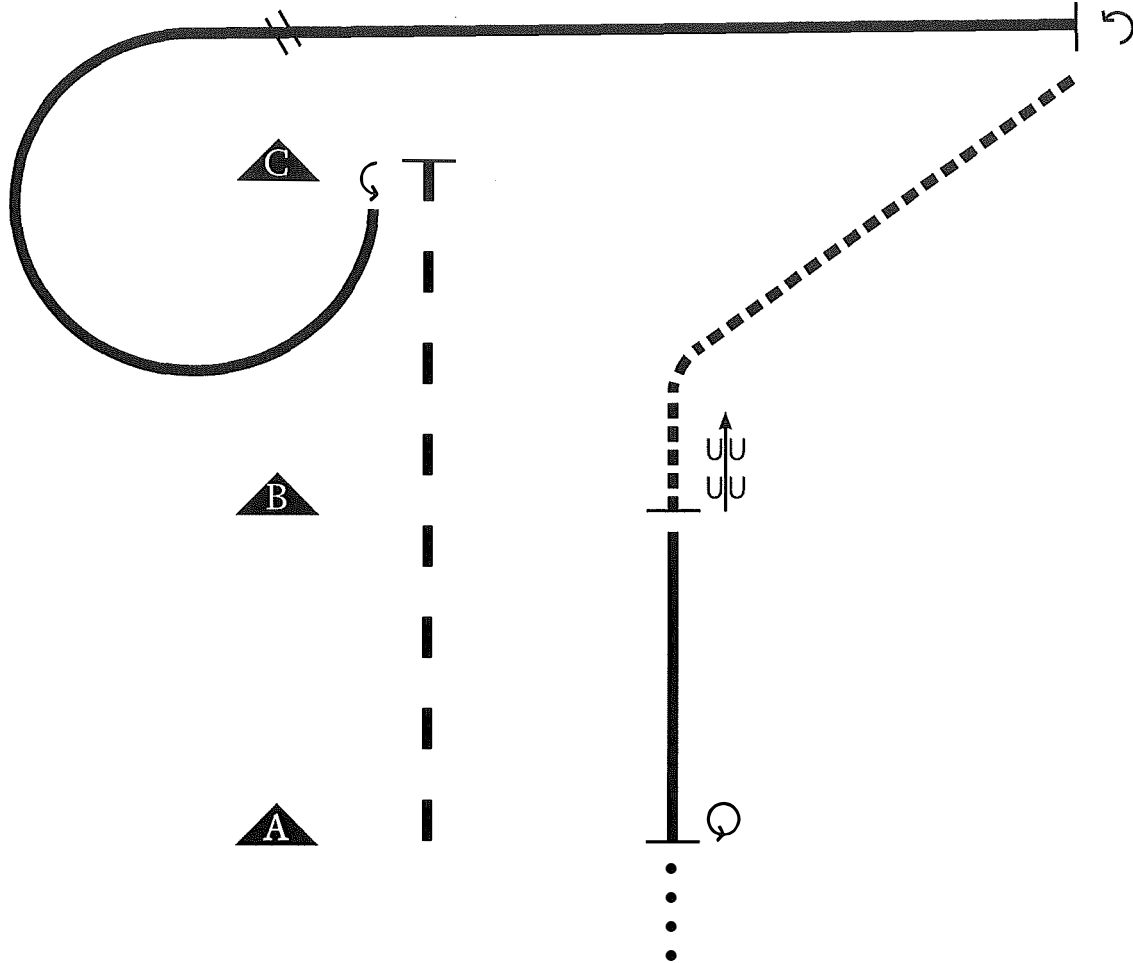
••••••••	Walk
-----	Sitting Trot
- - - -	Trot
————	Canter
//	Lead Change
← → → →	Back
▲	Cone

Pattern Provided by Daren Wright

EQUITATION

(All Youth & Amateur + Select)

6/8/24



Start at A.

1. Right diagonal trot to B.
2. Change diagonals at B, left diagonal trot to C.
3. Stop, 180 degree turn left on the forehand.
4. Canter right lead 3/4 circle.
5. When even with C change leads and canter left lead straight line.
6. Stop, 225 degree turn left on the haunches.
7. Sitting trot to B, stop and back.
8. Canter left lead to A.
9. Stop, 360 degree turn right on the forehand. Walk to exit.

.....	Walk
-----	Sitting Trot
- - - -	Trot
————	Canter
//	Lead Change
← → → →	Back
▲	Cone

Pattern Provided by Daren Wright