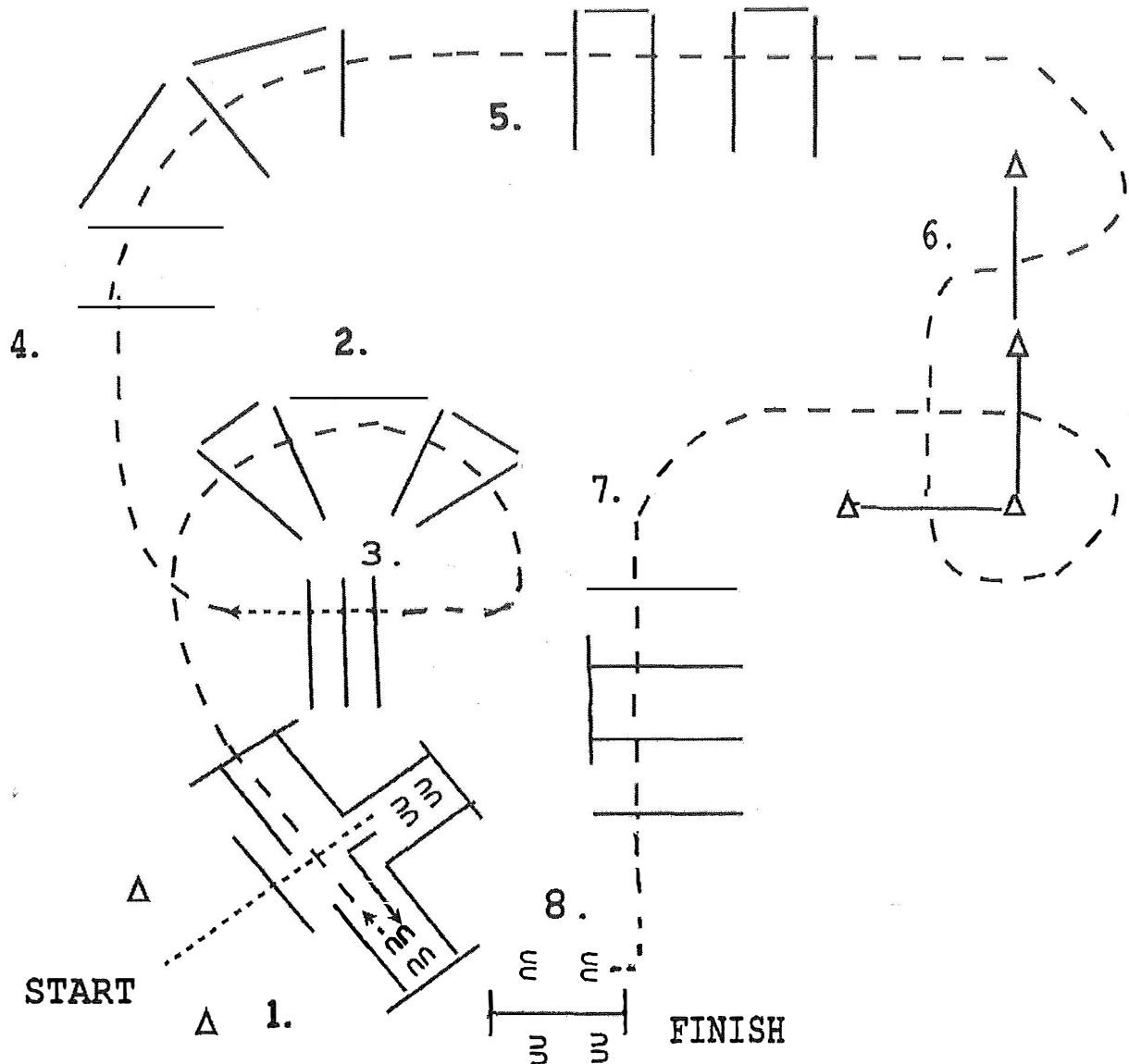


Summer Series

Small Fry & Walk Trot Trail

May 24, 2024



1. WALK OVER POLE, WALK INTO CHUTE . BACK BETWEEN POLES, JOG OUT.
2. JOG OVER POLES.
3. BREAK TO WALK AND WALK OVER POLES.
4. JOG OVER POLES.
5. JOG OVER POLES.
6. JOG THROUGH SERPENTINE
7. JOG OVER POLES.
8. Walk/Trot exhibitors - WALK TO GATE, WORK GATE LEFT HAND. PATTERN COMPLETE
- 8a. Small Fry - WALK TO GATE AND STOP. PATTERN COMPLETE

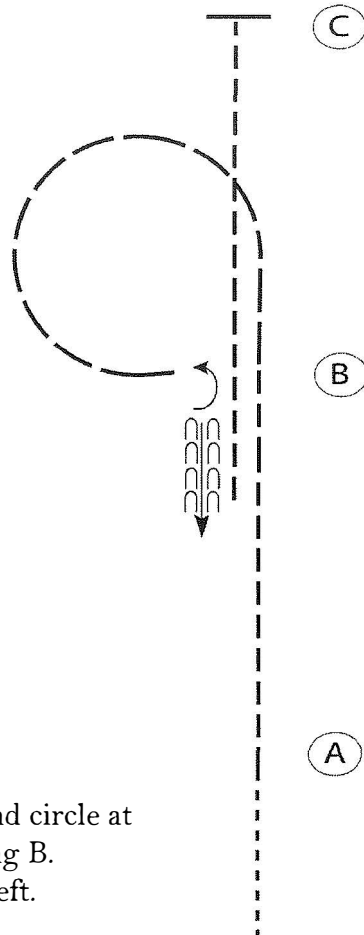
Summer Series

Horsemanship (Small Fry and Walk/Trot)

Show Date: May 24, 2024

www.HorseShowPatterns.com

www.HorseShowPatterns.com



Begin before A at a walk.

1. Jog from A to B.
2. At B, extend the jog and circle at B as shown. Stop facing B.
3. Turn 1/4 turn to the left.
4. Back one horse length.
5. Jog to C. Stop at C.

Follow the instructions of your ring steward.

Walk	-----
Jog	- - - - -
Extended Jog	— — — — —
Lope	— — — — —
Leg Yield	
Lead Change	— — — — —
Back	← — — — —
Marker	(B)
Sidepass	← — — — — →

[WH/WT-17]

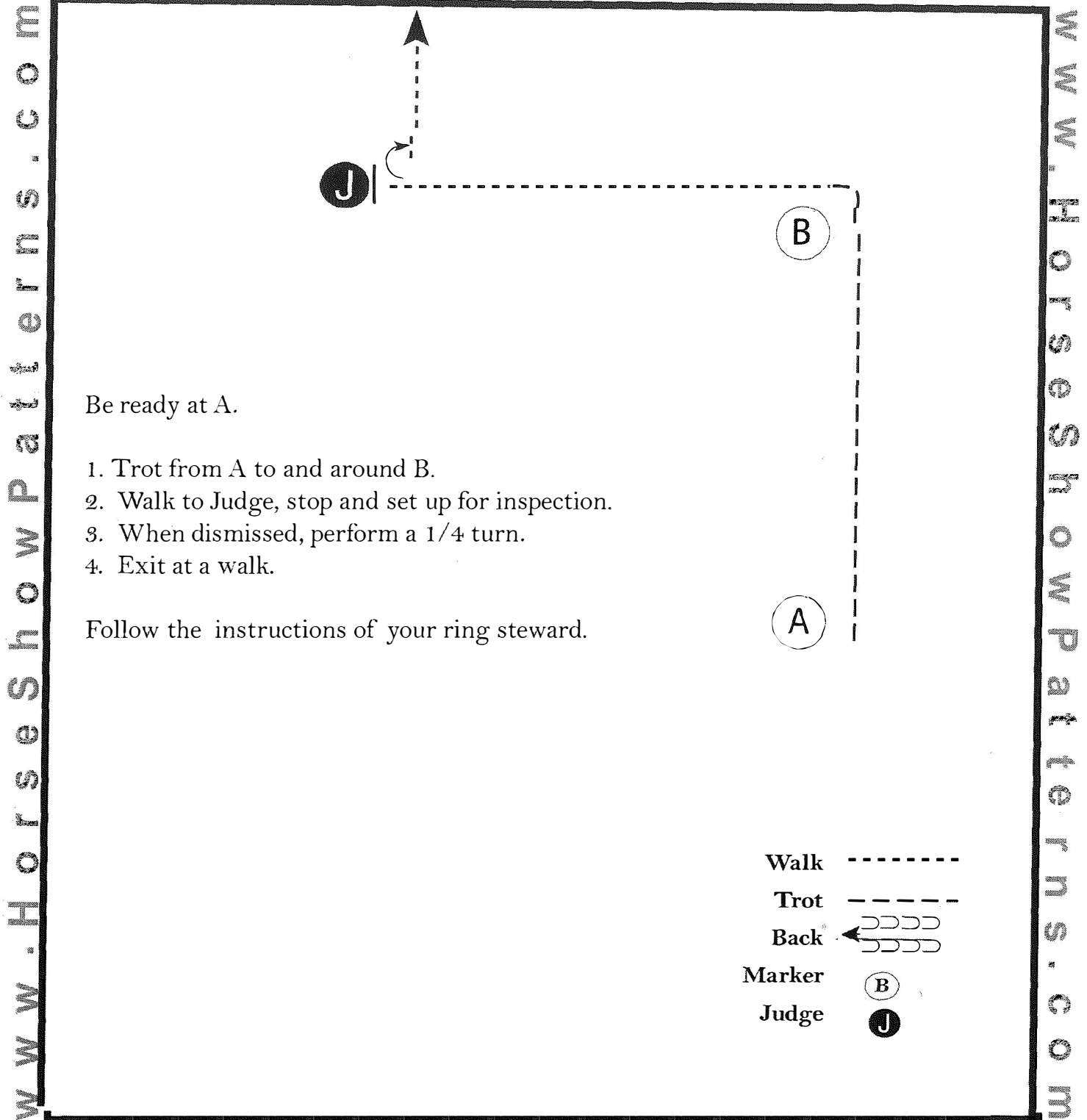
Pattern Provided by:

The Judges

Summer Series

Showmanship (Small Fry)

Show Date: May 25, 2024



[SWT-38]

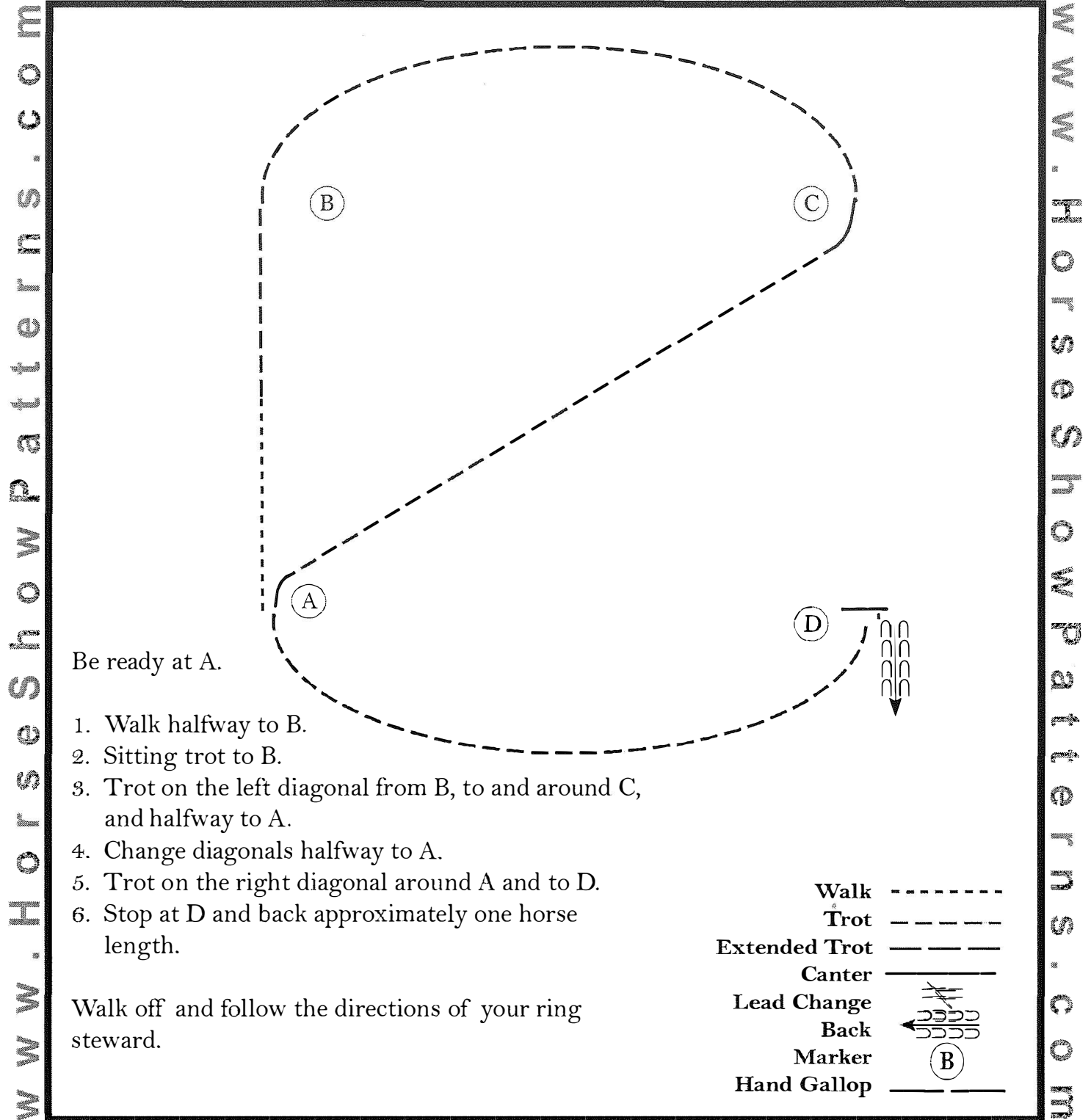
Pattern Provided by:

The Judges

Summer Series

Hunt Seat Equitation (Small Fry and Walk/Trot)

Show Date: May 25, 2024



[HSE/WT-52]

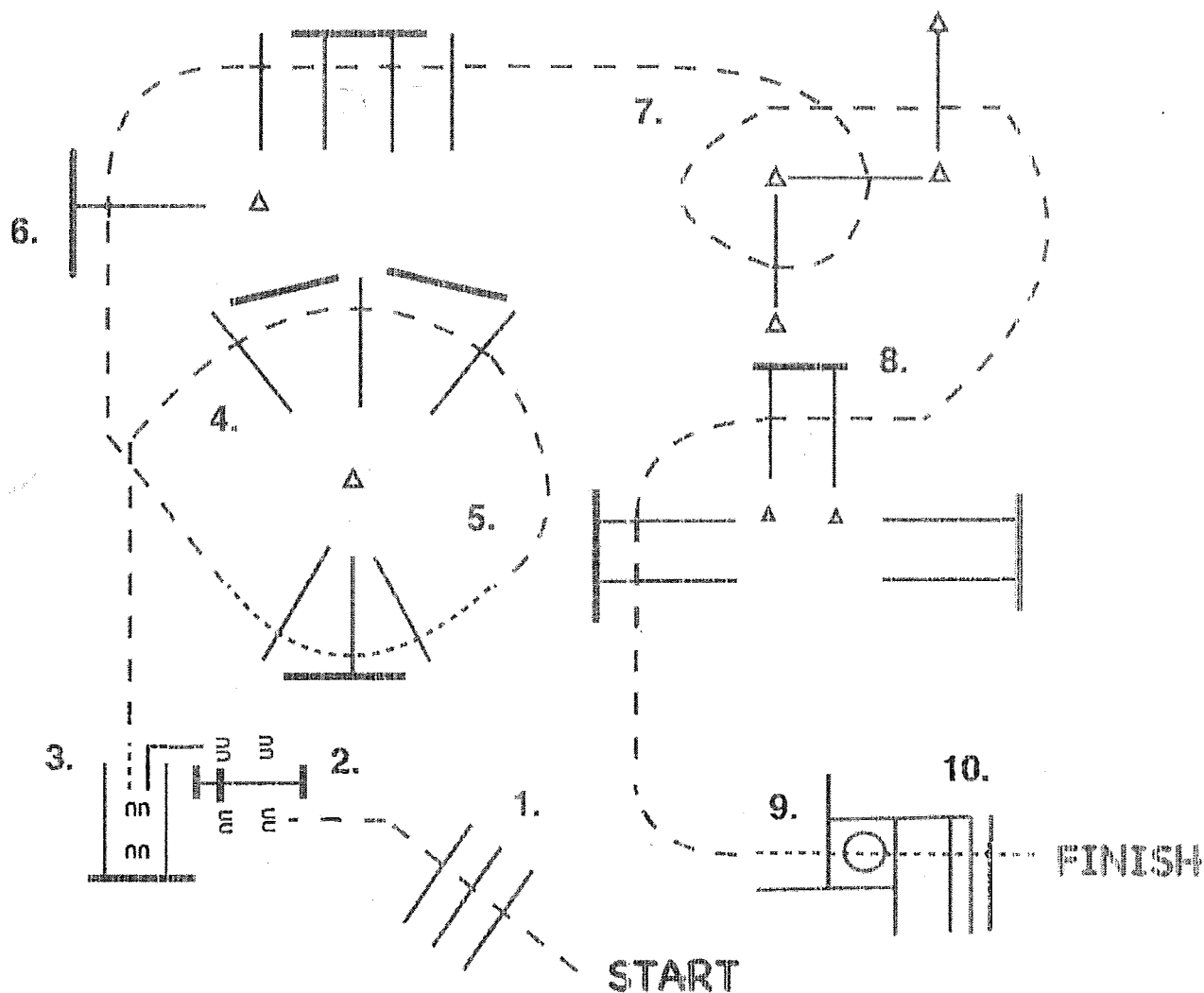
Pattern Provided by:

The Judges

Summer Series

Small Fry & Walk Trot Trail

May 26, 2024



1. JOG OVER POLES, JOG UP TO GATE.
2. **Walk Trot Exhibitors - WORK GATE RIGHT HAND**
2A. Small Fry Exhibitors - WALK THROUGH GATE AND BACK INTO CHUTE AS SHOWN
3. BACK AROUND CORNER, BACK BETWEEN POLES.
4. WALK FORWARD, THEN JOG OVER POLES.
5. STOP OR BREAK TO THE WALK, WALK OVER POLES.
6. JOG OVER POLES.
7. JOG THROUGH SERPENTINE, JOG OVER POLES.
8. JOG OVER POLES.
9. STOP OR BREAK TO THE WALK, WALK INTO BOX, EXECUTE A 360 TURN
 EITHER WAY, WALK OUT BOX.
10. **WALK OVER POLES**

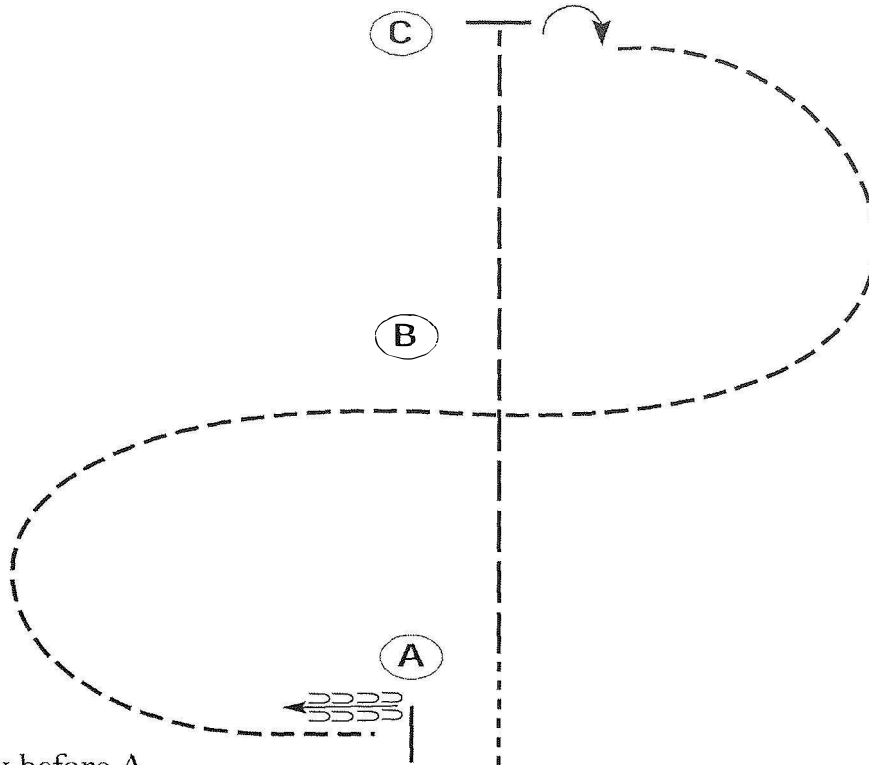
The Summer Series

Horsemanship (Small Fry and Walk Trot)

Show Date: May 26, 2024

www.HorseShowPatterns.com

www.HorseShowPatterns.com



Be ready before A.

1. Walk to A.
2. Perform an extended jog from A to C.
3. Stop at C and turn 90 degrees to the right.
4. Jog half a circle to B.
5. Continue at a jog in a half circle to A.
6. Stop at A and back approximately one horse length.

Follow the instructions of your ring steward.

Walk	-----
Jog	- - - - -
Extended Jog	-----
Lope	-----
Leg Yield	
Lead Change	---/---
Back	←←← ←←←
Marker	(B)
Sidepass	←-----→

[WH/WT-30]

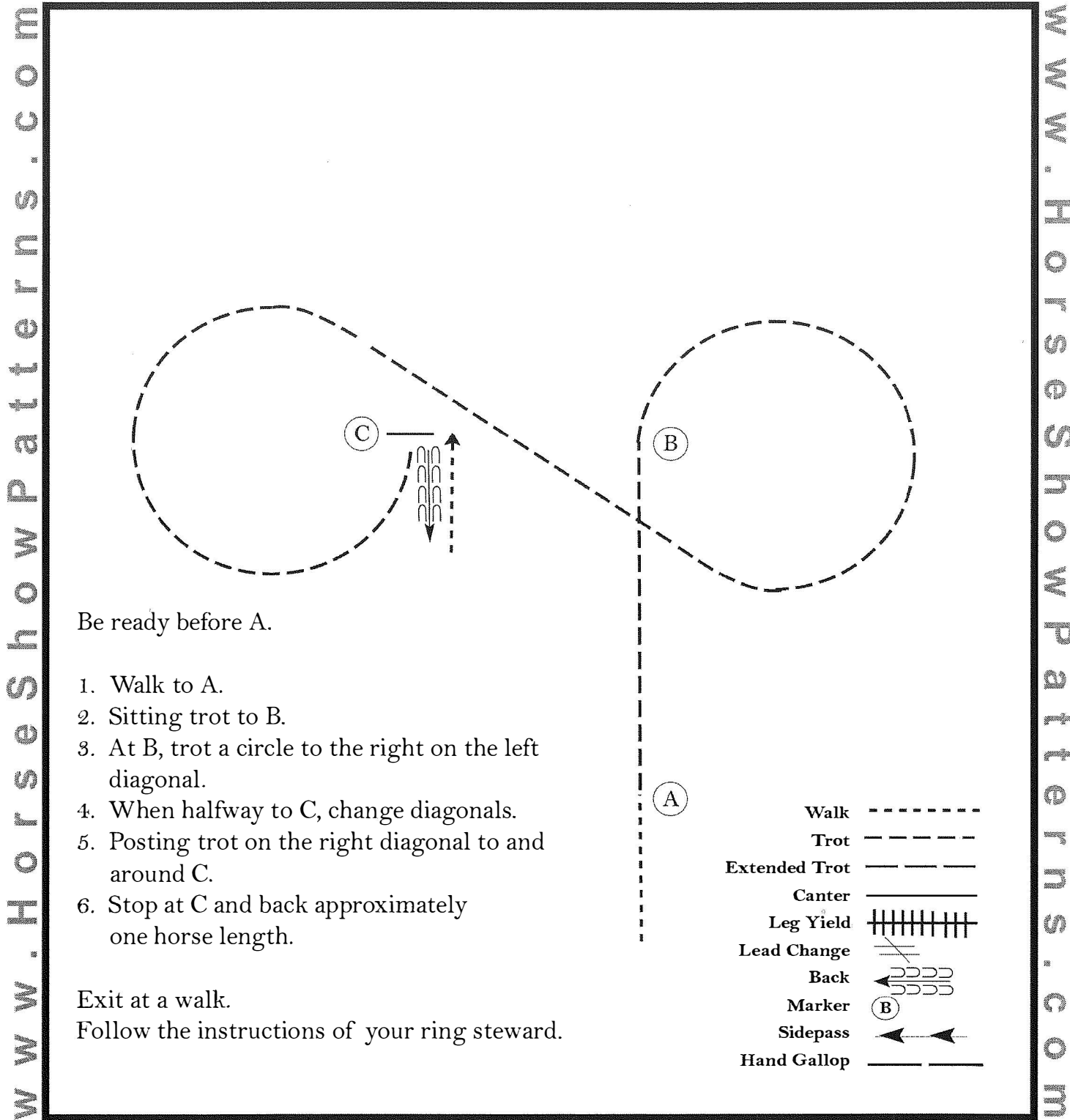
Pattern Provided by:

Judges

The Summer Series

Equitation (Small Fry and Walk Trot)

Show Date: May 27, 2024



[HSE/WT-41]

Pattern Provided by:

Judges