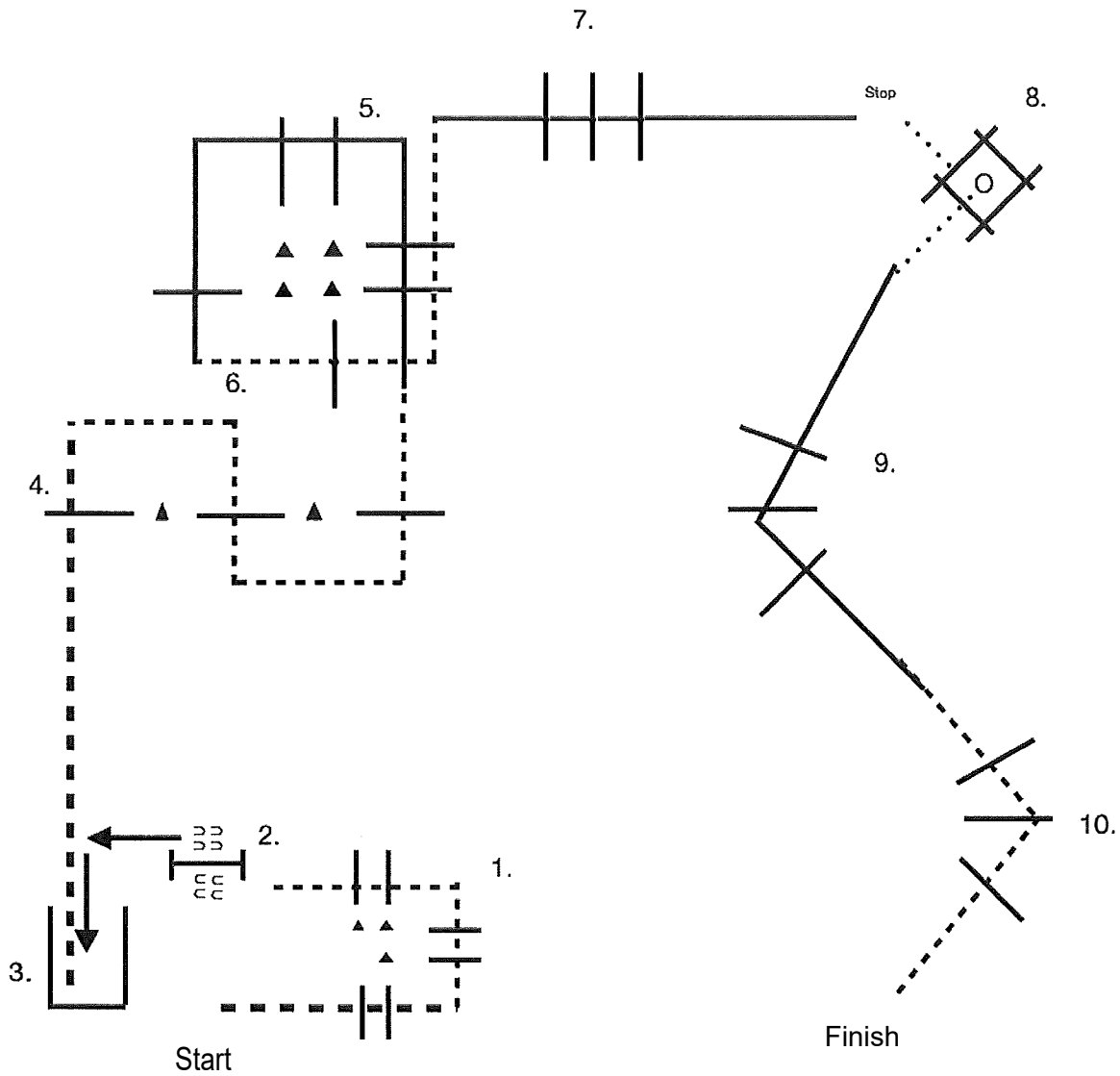


MQHA Easter Eggstravaganza  
 All Trail, Except Walk-Trot & Small Fry  
 Wednesday April 1st 2026

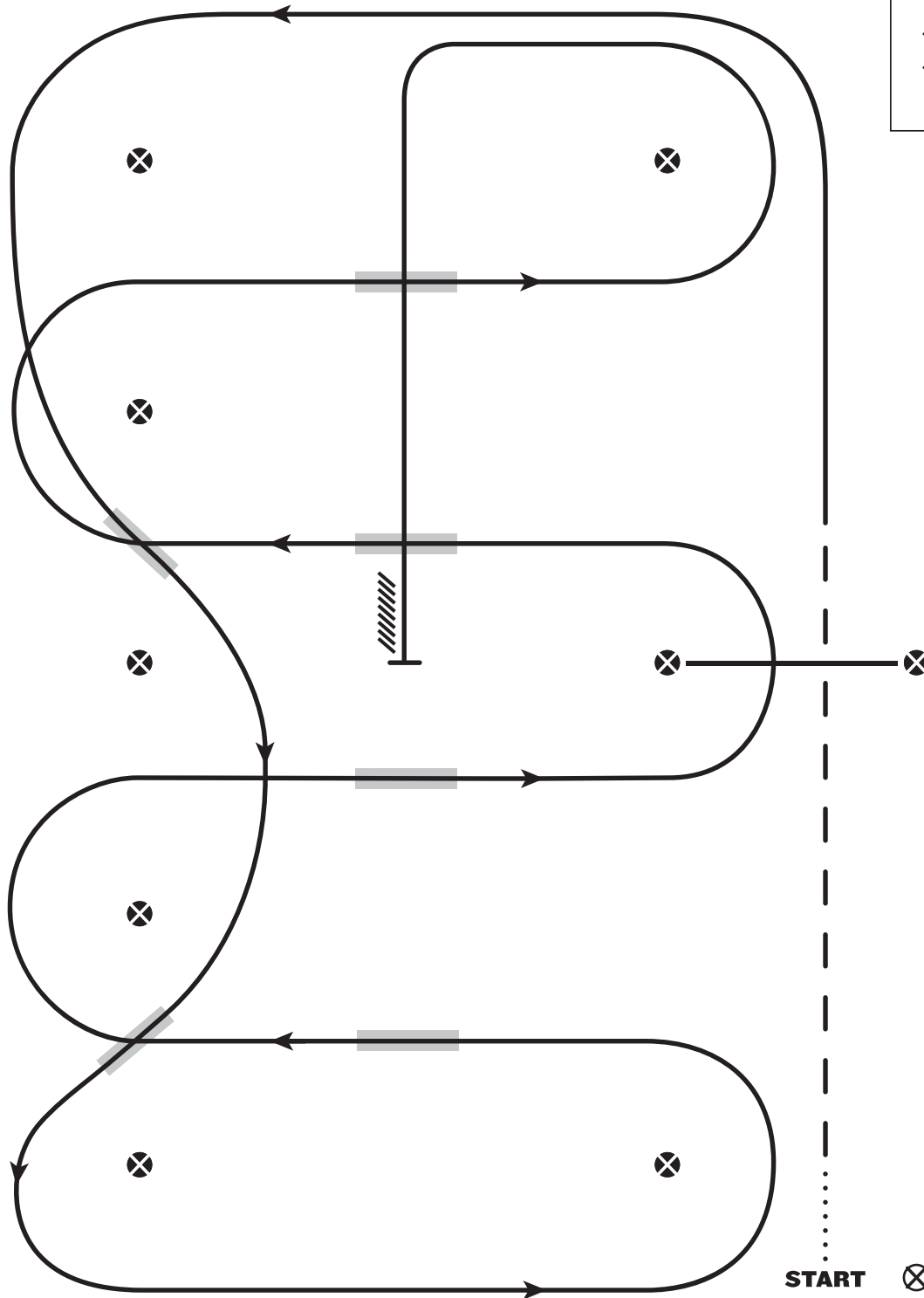


1. Trot poles as shown to gate.
2. Work right hand gate.
3. Back into chute.
4. Trot forward out of chute and through serpentine.
5. Lope left lead.
6. Trot through remaining poles.
7. Lope right lead.
8. Stop. Walk into box turn 450 degrees to the right.
9. Lope left lead.
10. Trot through poles.

# LEVEL I WESTERN RIDING PATTERN 1

## LEGEND

.....	Walk
- - -	Jog
————	Lope
//////	Back
■	Lead Changing Area

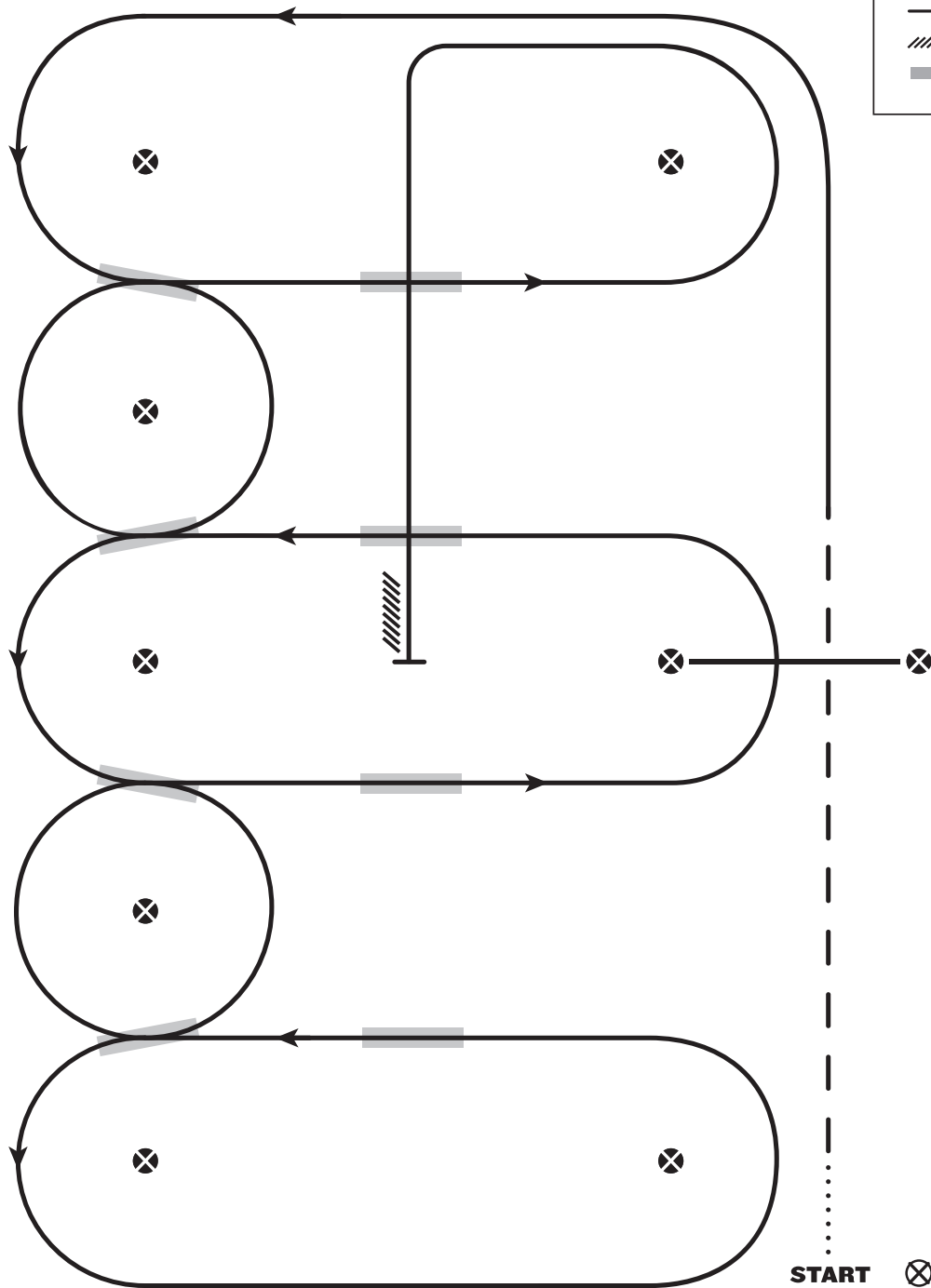


1. Walk at least 15 feet from start cone to the first marker, transition to jog, jog over log.
2. Transition to the lope left lead & lope around end
3. First line change
4. Second line change lope around the end of arena
5. First crossing change
6. Second crossing change
7. Lope over log
8. Third crossing change
9. Fourth crossing change
10. Lope up the center, stop & back

# WESTERN RIDING - PATTERN 1

## LEGEND

.....	Walk
- - -	Jog
————	Lope
//////	Back
■	Lead Changing Area



1. Walk at least 15 feet from start cone to the first marker, transition to jog, jog over log
2. Transition to the lope left lead & lope around end
3. First line change
4. Second line change
5. Third line change
6. Fourth line change lope around the end of arena
7. First crossing change
8. Second crossing change
9. Lope over log
10. Third crossing change
11. Fourth crossing change
12. Lope up the center, stop & back

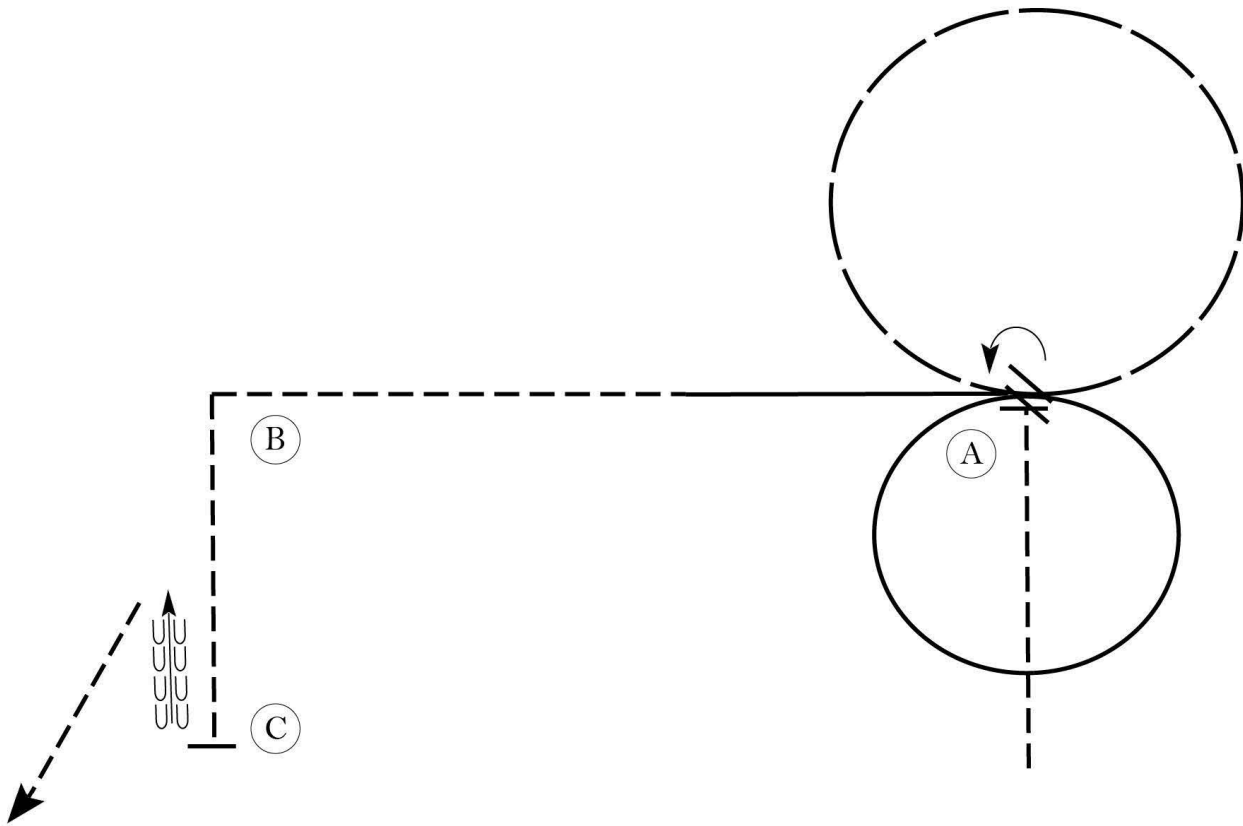




# Easter Eggstravaganza

## Hunt Seat Equitation - Amateur, Select & Youth

Show Date: April 2, 2026



1. Trot on the left diagonal past A.
2. Stop and perform a 90 degree turn on the forehand to the left.
3. Hand gallop a circle to the right on the right lead.
4. Perform a simple lead change.
5. Canter a circle to the left on the left lead and continue toward B.
6. Halfway to B, break to a sitting trot and continue to C.
7. Stop at C and Back one horse length and exit at a trot.

Follow the instructions of your ring steward.

Walk	-----
Trot	- - - - -
Extended Trot	-----
Canter	=====
Leg Yield	
Lead Change	↙ ↘
Back	← ← ← ← ←
Marker	(B)
Sidepass	← ← ← ← ←
Hand Gallop	-----

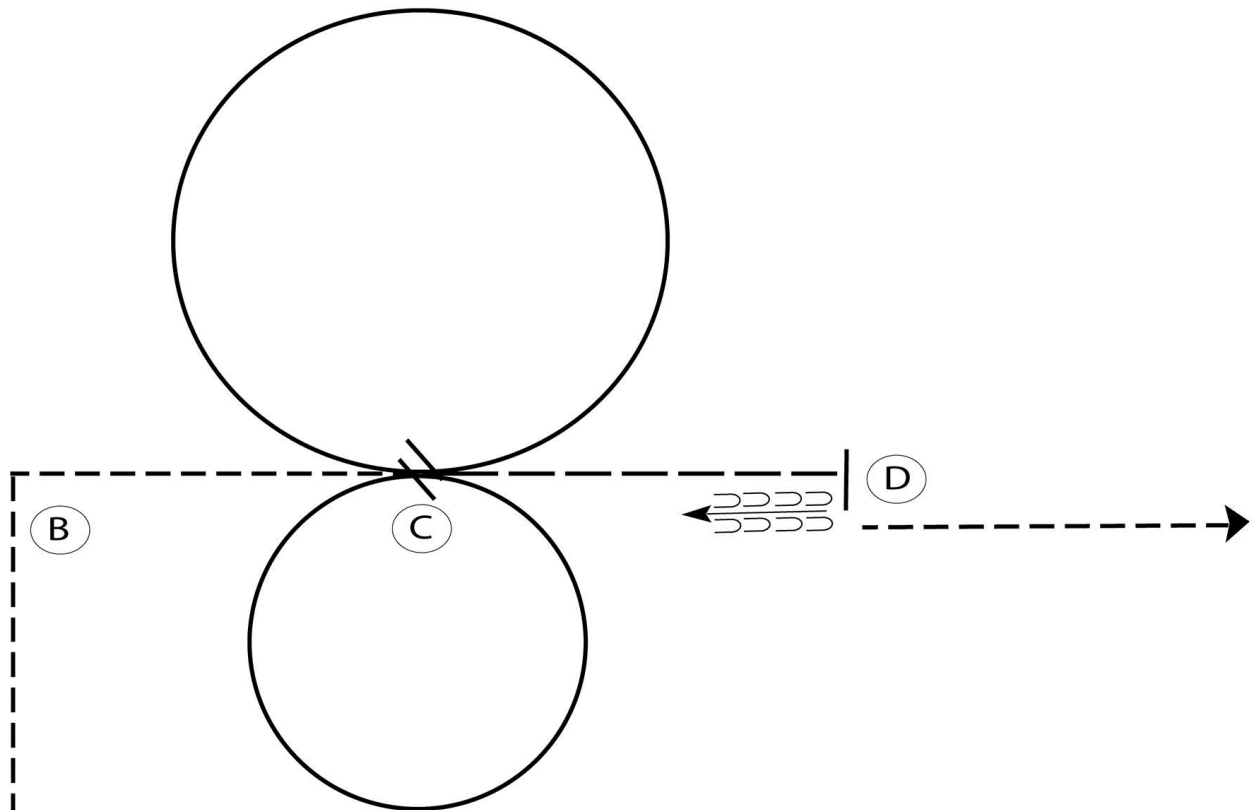
[HSE/3-78]

**Pattern Provided by:**

# Easter Eggstravaganza

## Western Horsemanship - All Level 1, Rookie & Non Pro

Show Date: April 2, 2026



- (A) Be ready before A.
1. Walk to A.
  2. Jog around B and to C.
  3. Lope a small circle to the right.
  4. Change leads at C and lope a larger circle to the left.
  5. Extend the jog at C and to D.
  6. Stop and back approximately one horse length.
  7. Jog to exit.
- Follow the instructions of your ring steward.

Walk	-----
Jog	-----
Extended Jog	-----
Lope	—————
Leg Yield	
Lead Change	—/—
Back	←←←← ←←←←
Marker	(B)
Sidepass	←←←←

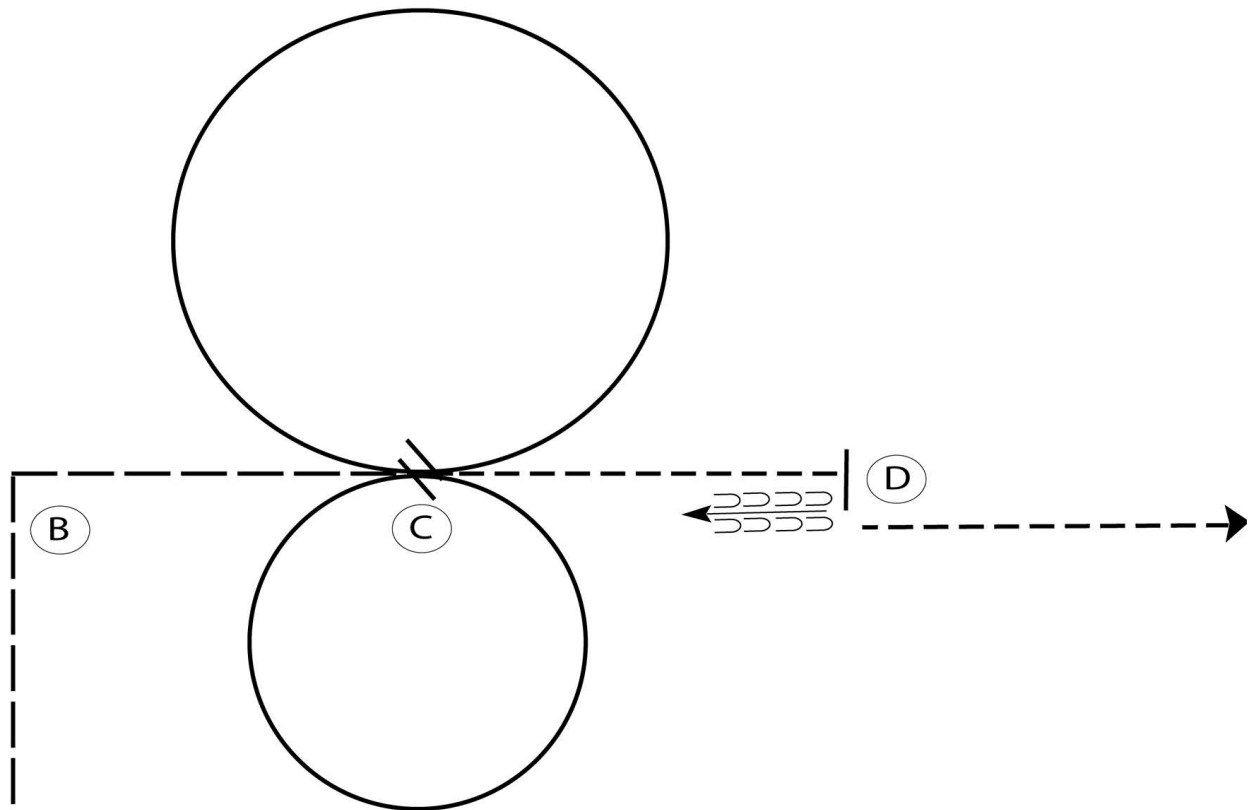
[WH/2-65]

**Pattern Provided by:**

# Easter Eggstravaganza

## Western Horsemanship - Amateur, Select & Youth

Show Date: April 2, 2026



- (A) Be ready before A.
1. Walk to A.
  2. Extend the jog around B and to C.
  3. Lope a small circle to the right.
  4. Change leads at C and lope a large, fast circle to the left.
  5. Jog at C and to D.
  6. Stop and back approximately one horse length.
  7. Jog to exit.
- Follow the instructions of your ring steward.

<b>Walk</b>	-----
<b>Jog</b>	-----
<b>Extended Jog</b>	-----
<b>Lope</b>	—————
<b>Leg Yield</b>	
<b>Lead Change</b>	—/—
<b>Back</b>	←←←← ←←←←
<b>Marker</b>	(B)
<b>Sidepass</b>	←-----→

[WH/3-65]

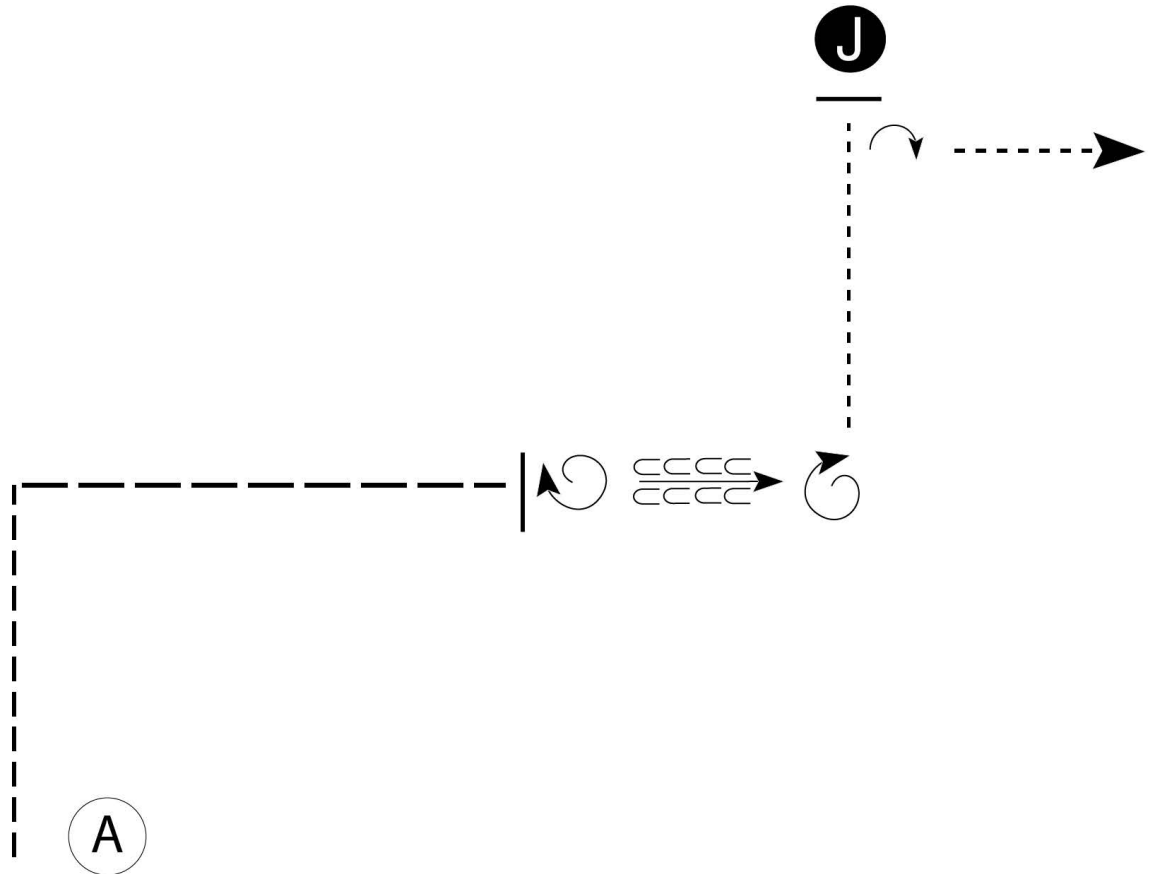
**Pattern Provided by:**



# Easter Eggstravaganza

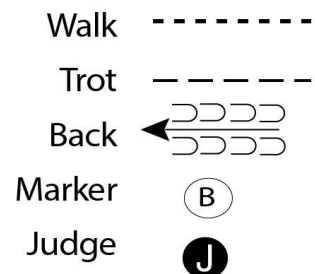
## Showmanship - Amateur, Select & Youth

Show Date: April 3, 2026



Be ready at A.

1. When acknowledged, trot a square corner then build to an extended trot to center of pattern.
2. Stop and perform a 540 degree turn.
3. Back approximately one horse length.
4. Perform a 450 degree turn.
5. Walk to Judge.
6. Stop and set up.
7. Inspection.
8. Perform a 90 degree turn and walk off.

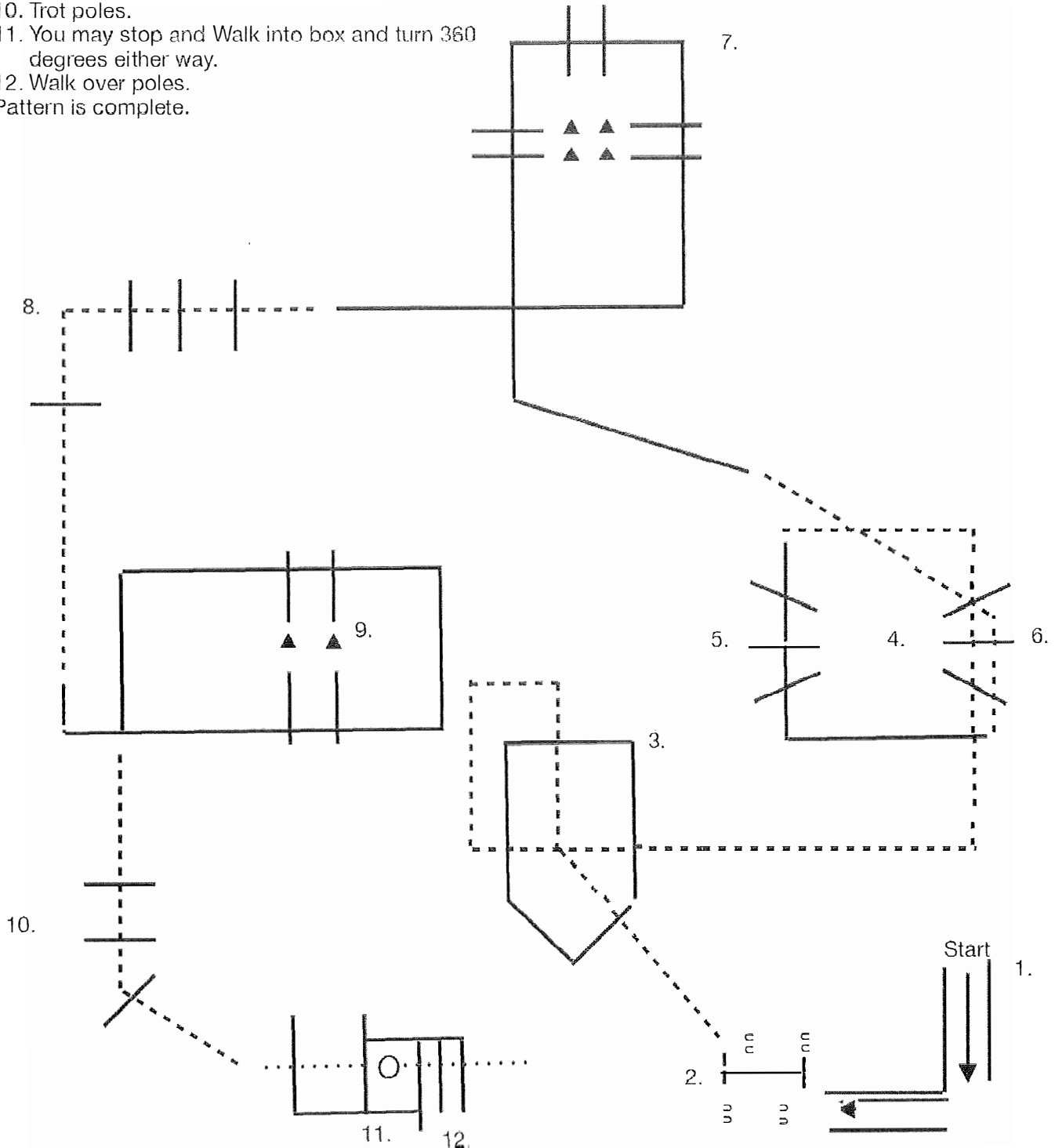


[S/3-126]

Pattern Provided by:

MQHA Easter Eggstravaganza  
All Trail Except -Walk Trot & Small Fry  
Saturday, April 4th 2026

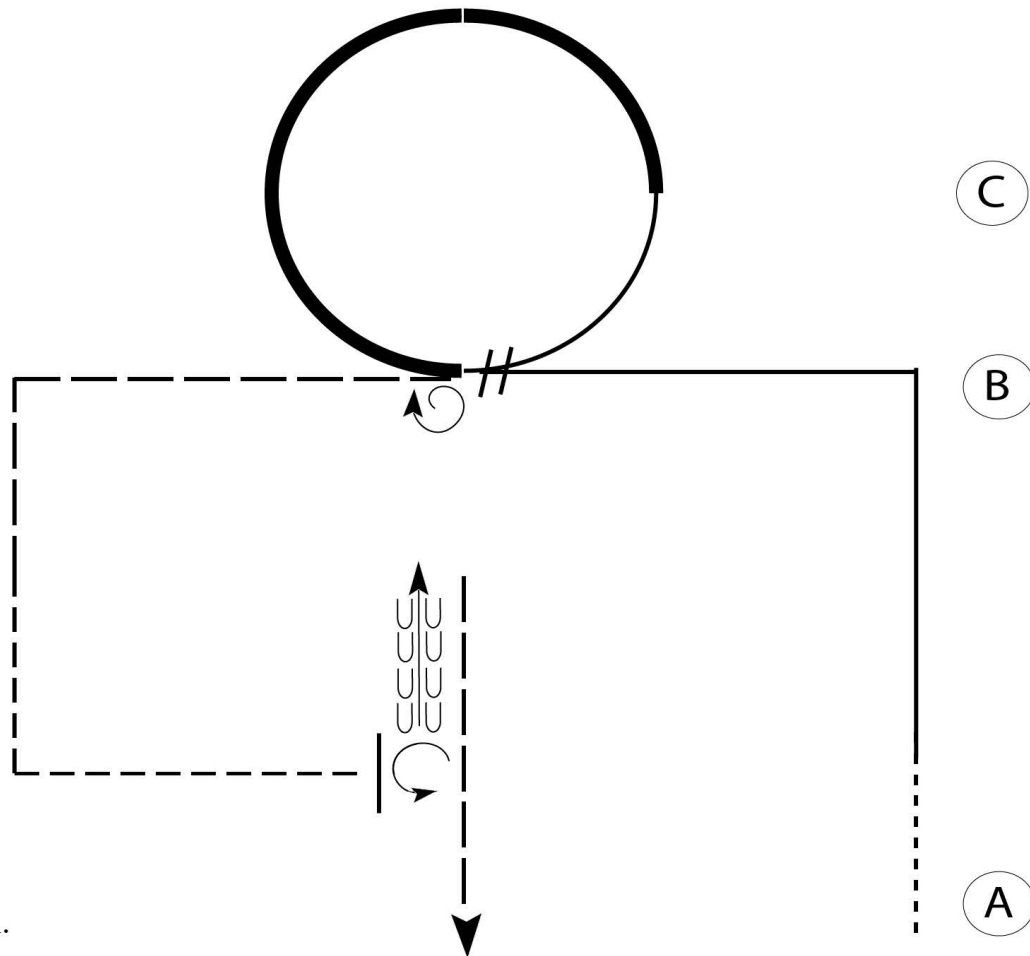
1. Start in back through, work back through.
  2. Work left hand gate.
  3. Trot through obstacle.
  4. Trot first side of fan.
  5. Lope left lead.
  6. Break to trot and trot poles.
  7. Lope right lead.
  8. Trot through poles.
  9. Lope left lead.
  10. Trot poles.
  11. You may stop and Walk into box and turn 360 degrees either way.
  12. Walk over poles.
- Pattern is complete.



# Easter Eggstravaganza

## Horsemanship - Youth, Amateur, Select

Show Date: April 4, 2026



Be ready at A.

1. Walk approximately 2 horse lengths from A.  
Lope on the left lead to B and lope a square corner
2. Perform a simple or flying lead change.
3. Extended lope until even with C.
4. Collect the lope and continue to center.
5. Stop and perform a 360 degree turn to the right.
6. Extended jog thru first square corner. Slow to a jog midway and continue to jog through second corner.
7. Stop and perform a 270 degree turn to the left.  
Back one horse length.
8. Pattern is complete. Exit at the extended jog.

<b>Walk</b>	-----
<b>Jog</b>	- - - - -
<b>Extended Jog</b>	- - - - -
<b>Lope</b>	—————
<b>Lead Change</b>	——— /
<b>Back</b>	←——— ←——— ←———
<b>Marker</b>	(B)

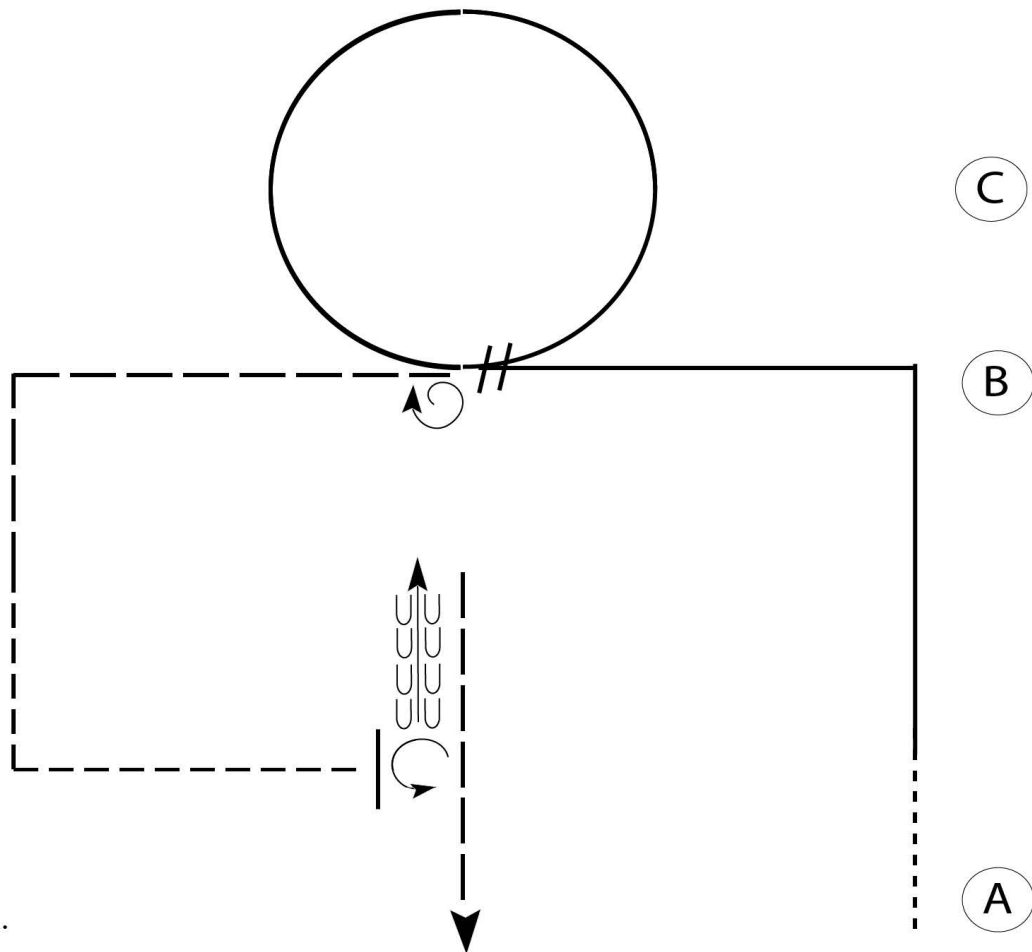
[WH/3-108]

**Pattern Provided by:**

# Easter Eggstravaganza

## Horsemanship - All Level 1, Rookie & Non Pro

Show Date: April 4, 2026



Be ready at A.

1. Walk approximately 2 horse lengths from A.  
Lope on the left lead to B and lope a square corner
2. Perform a simple or flying lead change.
3. Lope a circle to the right.
4. Stop and perform a 360 degree turn to the right.
5. Extended jog thru first square corner. Slow to a jog midway and continue to jog through second corner.
6. Stop and perform a 270 degree turn to the left.  
Back one horse length.
7. Pattern is complete. Exit at the extended jog.

<b>Walk</b>	-----
<b>Jog</b>	- - - - -
<b>Extended Jog</b>	- - - - -
<b>Lope</b>	—————
<b>Lead Change</b>	— / —
<b>Back</b>	← — — — —
<b>Marker</b>	Ⓚ

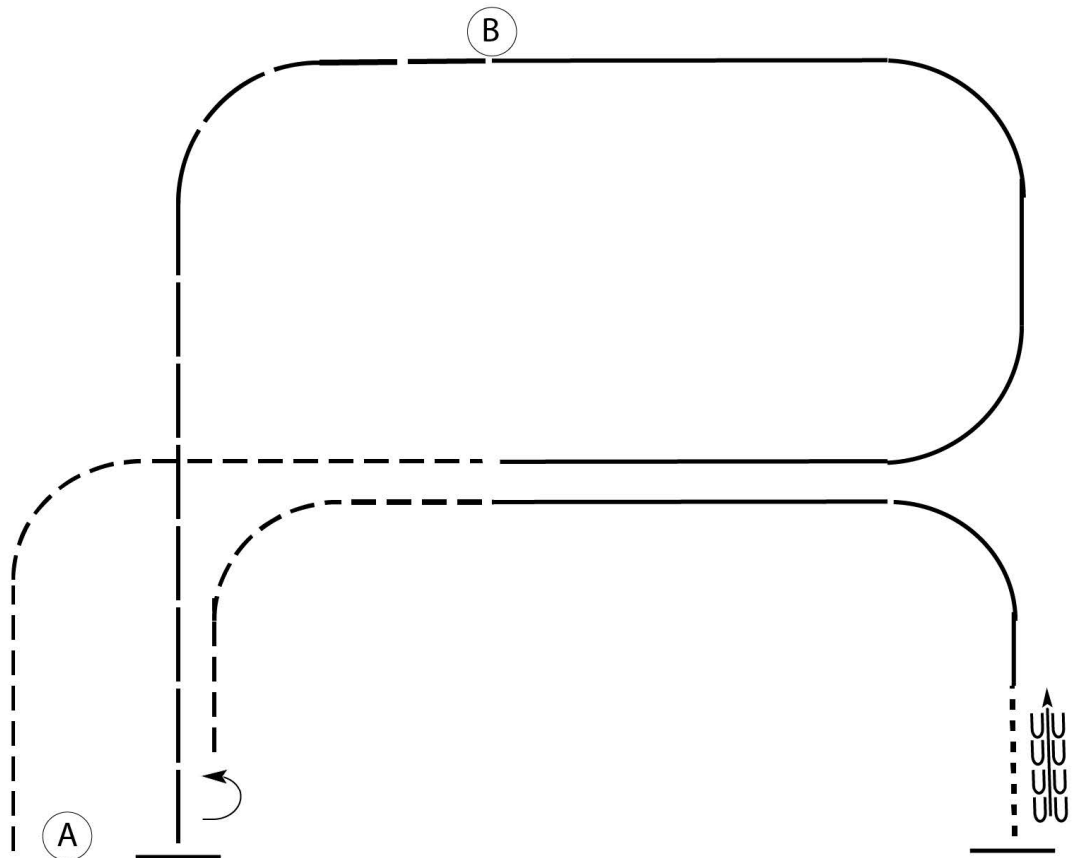
[WH/2-108]

**Pattern Provided by:**

# Easter Eggstravaganza

## Equitation - Youth, Amateur, Select

*Show Date: April 5, 2026*



Be ready at A.

1. Trot on the left diagonal to center of pattern.
2. Canter on the left lead to B.
3. Hand gallop until even with A and stop.
4. Perform a 180 degree turn on the forehand to the left to change direction.
5. Sitting trot to center of pattern.
6. Canter on the right lead around corner.
7. Forward walk until even with A.
8. Stop and back.

Pattern is complete.

Walk	-----
Trot	- - - - -
Extended Trot	— — — — —
Canter	—————
Leg Yield	
Lead Change	↙ ↘
Back	← ← ← ← ←
Marker	⊙
Sidepass	← — — — — →
Hand Gallop	— — — — —

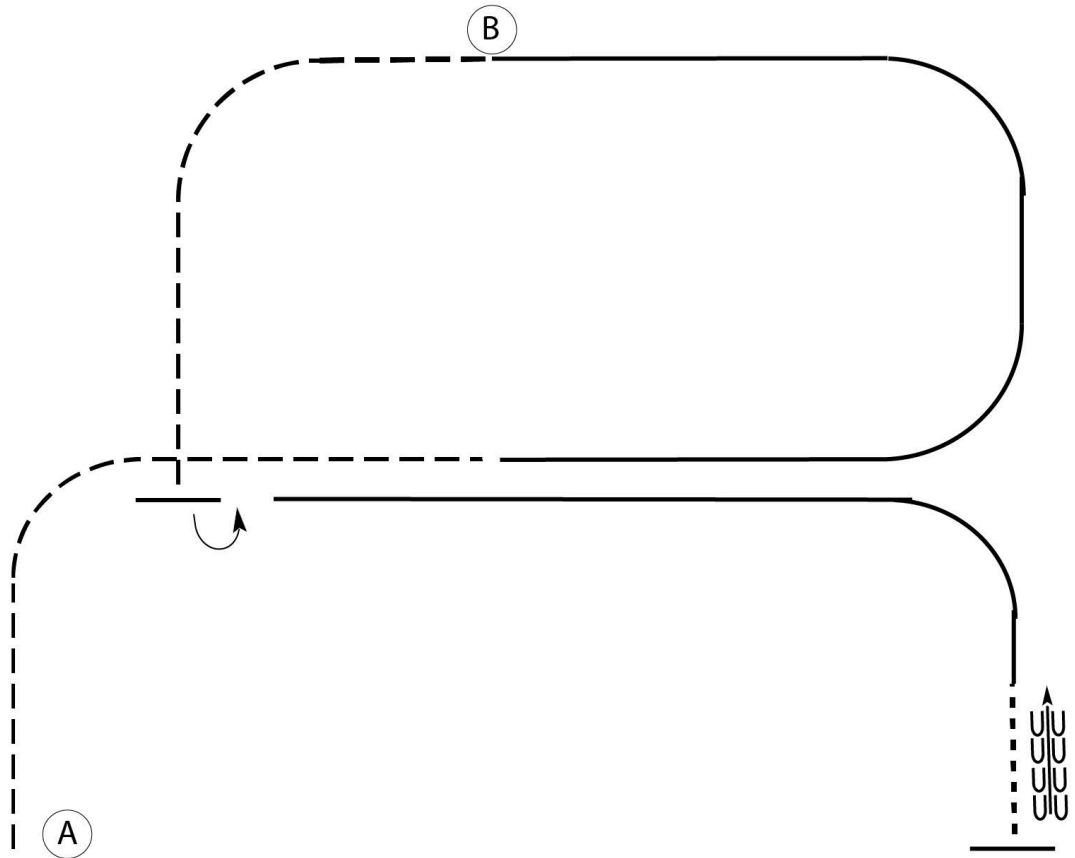
[HSE/3-115]

**Pattern Provided by:**

# Easter Eggstravaganza

## Equitation - All Level 1, Rookie & Non Pro

Show Date: April 5, 2026



Be ready at A.

1. Sitting trot for approximately 3 strides.
2. Trot on the left diagonal to center of pattern.
3. Canter on the left lead to B.
4. Trot on the right diagonal until halfway to A.
5. Stop and perform a 90 degree turn on the forehand to the left to change direction.
6. Canter on the right lead around corner.
7. Forward walk until even with A.
8. Stop and back.

Pattern is complete.

Walk	-----
Trot	- - - - -
Extended Trot	— — — — —
Canter	—————
Leg Yield	
Lead Change	↙ ↘
Back	← ← ← ← ←
Marker	⊙
Sidepass	← — — — — →
Hand Gallop	—————

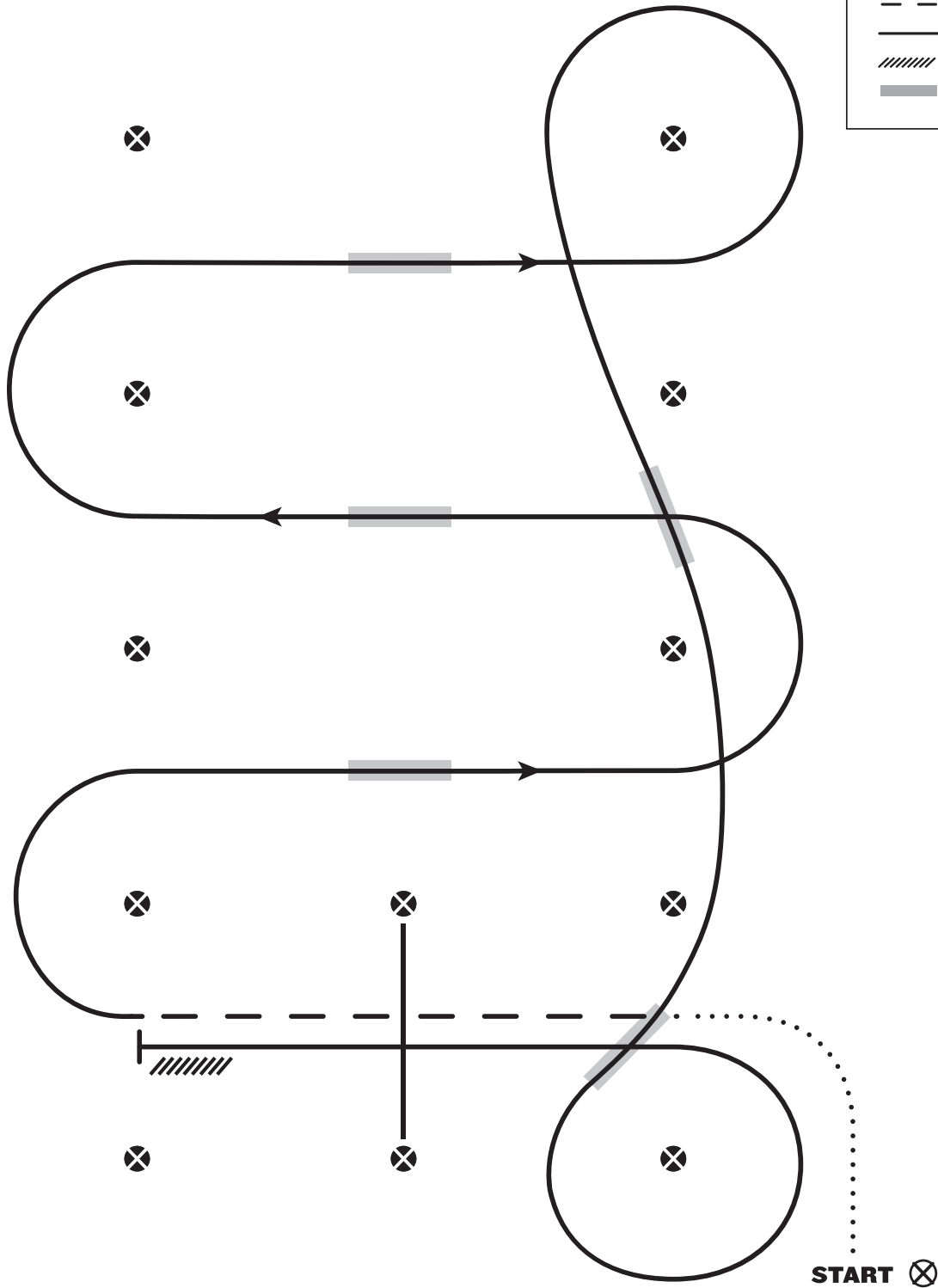
[HSE/2-115]

**Pattern Provided by:**

# LEVEL I WESTERN RIDING PATTERN 7

## LEGEND

.....	Walk
- - -	Jog
————	Lope
///////	Back
■	Lead Changing Area



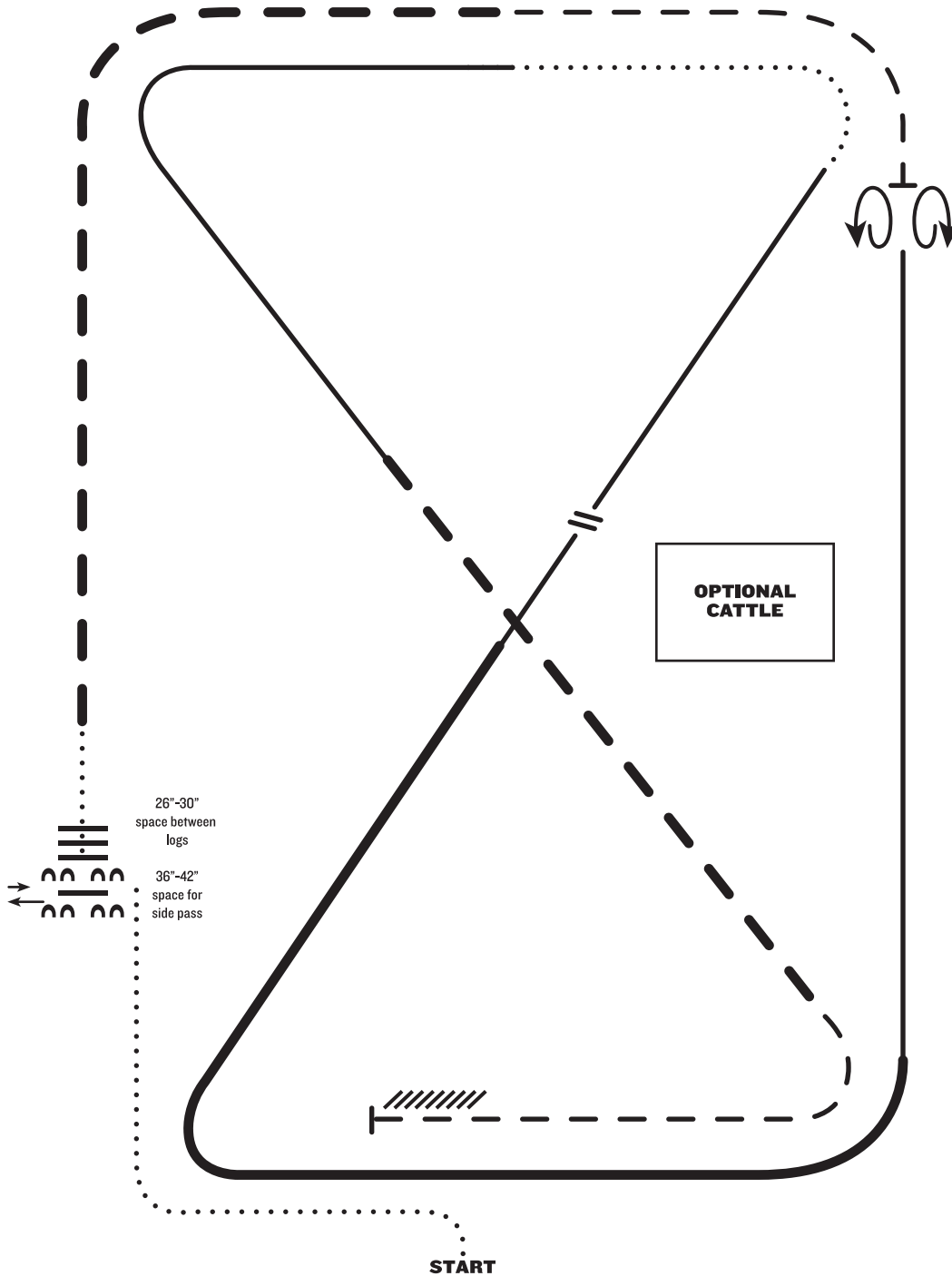
1. Walk at least 15 feet from start cone to the first marker, as drawn, transition to jog, jog over log.
2. Transition to the lope right lead
3. First crossing change
4. Second crossing change
5. Third crossing change
6. Circle & first line change
7. Second line change & circle
8. Lope over log
9. Stop & back



# RANCH RIDING - PATTERN 8

## LEGEND

.....	Walk
.....	Extended Walk
- - -	Trot
- - -	Extended Trot
— — —	Lope
— — —	Extended Lope
////	Back
//	Lead Change



1. Walk
2. Side pass left across first log, side pass 1/2 way to right
3. Walk over logs
4. Extended trot
5. Trot
6. Stop, 360° turn each direction (either direction 1st) (L-R or R-L)
7. Lope right lead
8. Extended lope right lead
9. Collect lope, change leads (simple or flying), continue lope left lead
10. Walk
11. Lope left lead
12. Extended trot
13. Trot
14. Stop and back

Note: The drawn description of this pattern is only intended for the general depiction of the pattern. Exhibitors should utilize the arena space to best exhibit their horses.