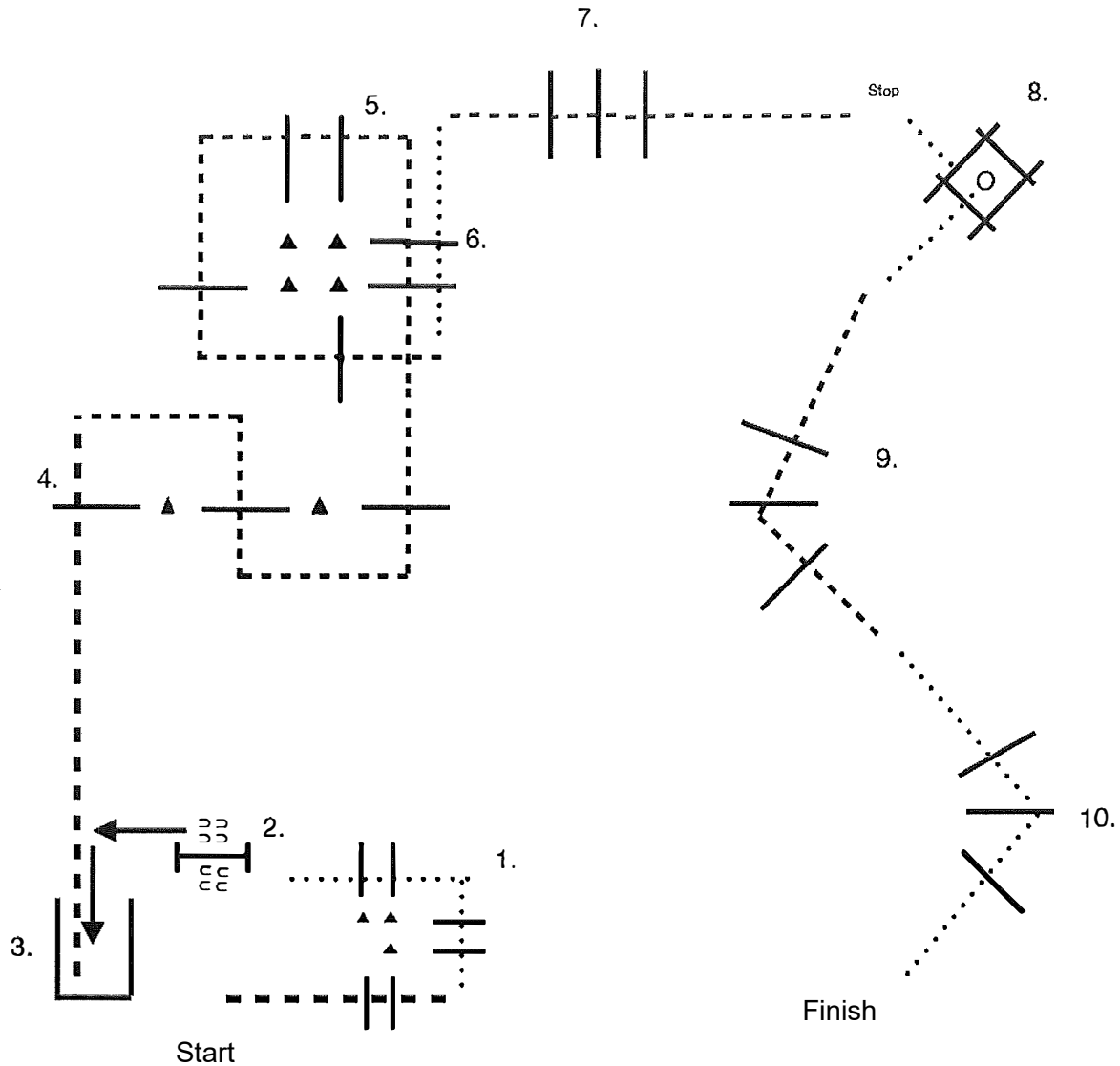


MQHA Easter Eggstravaganza Walk-Trot and Small Fry Wednesday April 1st 2026

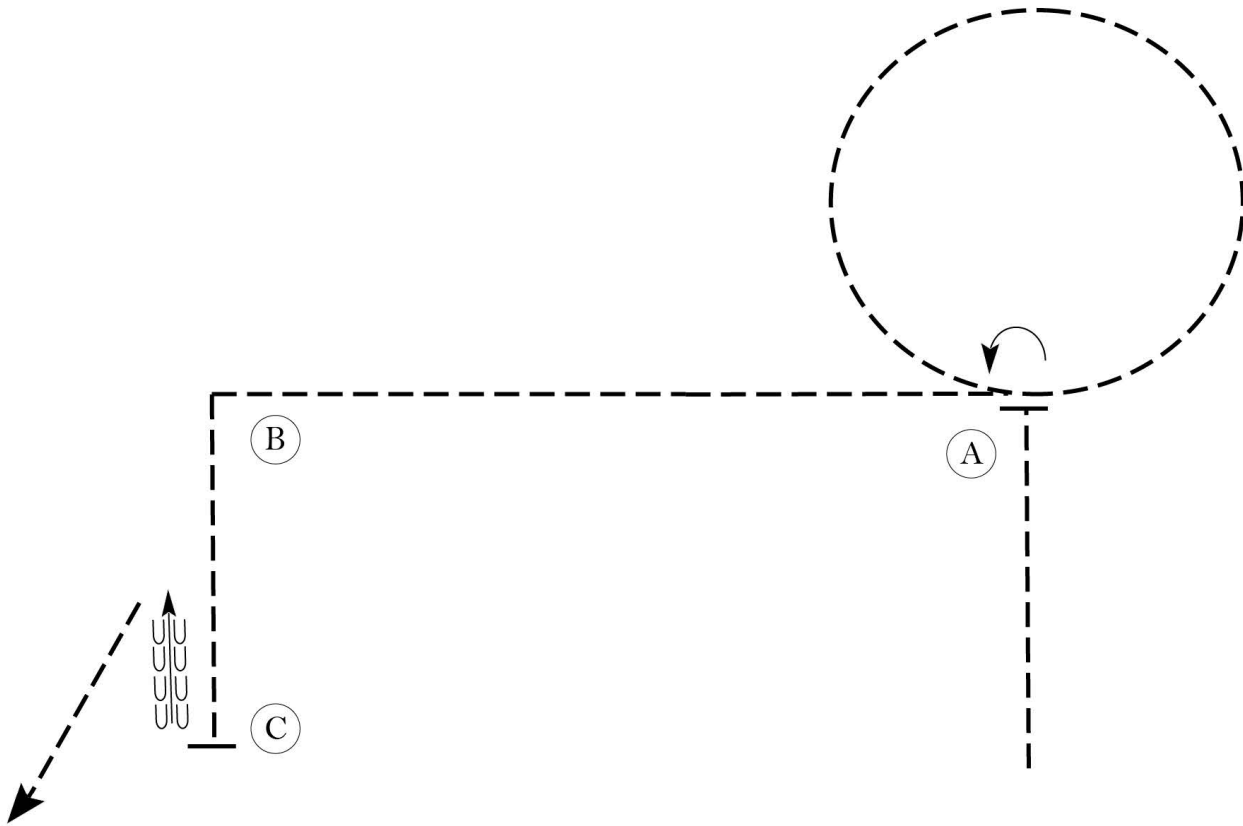


1. Trot 2 poles, stop or break to walk and walk 4 poles to gate
2. Walk trot exhibitors Work right hand gate. Small fry walk through gate and turn 90° right.
3. Back into chute
4. Trot forward out of chute and through serpentine.
5. Continue trotting as shown.
6. Stop or break to walk and walk 2 poles.
7. Trot poles.
8. Stop. Walk into box turn 450 degrees to the right.
9. Walk out of box, and trot poles.
10. Stop or break to walk and walk poles.

Easter Eggstravaganza

Hunt Seat Equitation - Small Fry & Walk Trot

Show Date: April 2, 2026



1. Walk past A.
2. Stop and perform a 90 degree turn on the forehand to the left.
3. Trot a large circle to the right on the left diagonal.
4. Halfway to B, perform a sitting trot to B.
5. As you pass B, pick up the right diagonal and continue to C.
6. Stop at C and back one horse length and exit at a trot.

Follow the instructions of your ring steward.

Walk	-----
Trot	- - - - -
Extended Trot	-----
Canter	=====
Leg Yield	
Lead Change	↙
Back	← ← ← ← ←
Marker	(B)
Sidepass	← ← ← ← ←
Hand Gallop	-----

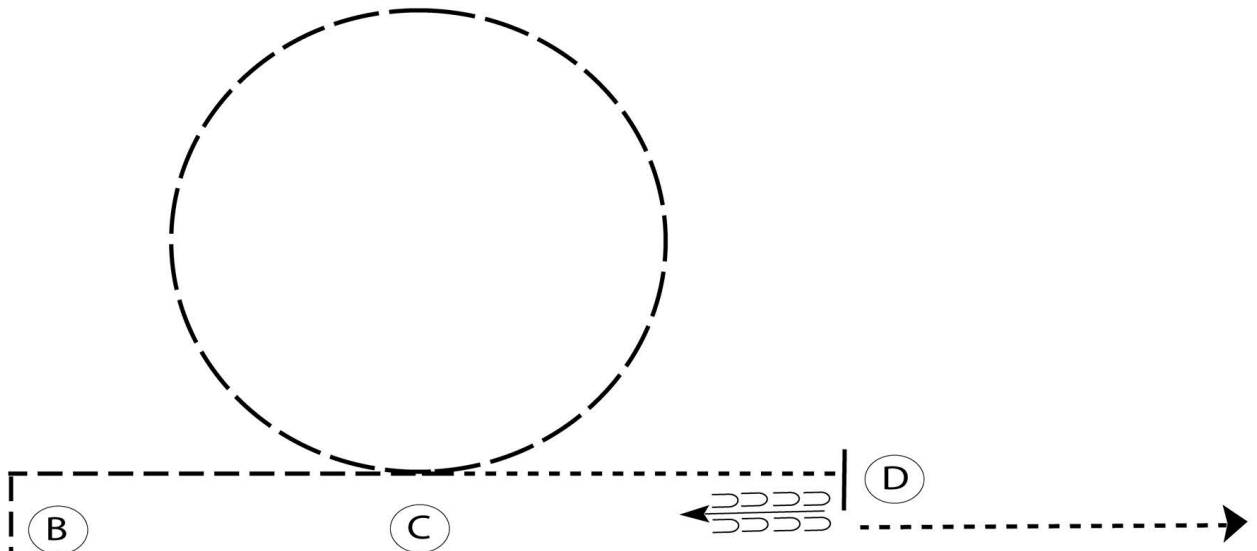
[HSE/WT-78]

Pattern Provided by:

Easter Eggstravaganza

Western Horsemanship - Small Fry & Walk Trot

Show Date: April 2, 2026



Be ready before A.

1. Walk to A.
2. Jog around B and to C.
3. Extend the jog in a circle to the left.
4. Walk at C and to D.
5. Stop and back approximately one horse length.
6. Walk to exit.

Follow the instructions of your ring steward.

Walk	-----
Jog	-----
Extended Jog	-----
Lope	—————
Leg Yield	
Lead Change	—/—
Back	←←← ←←←
Marker	Ⓟ
Sidepass	←-----→

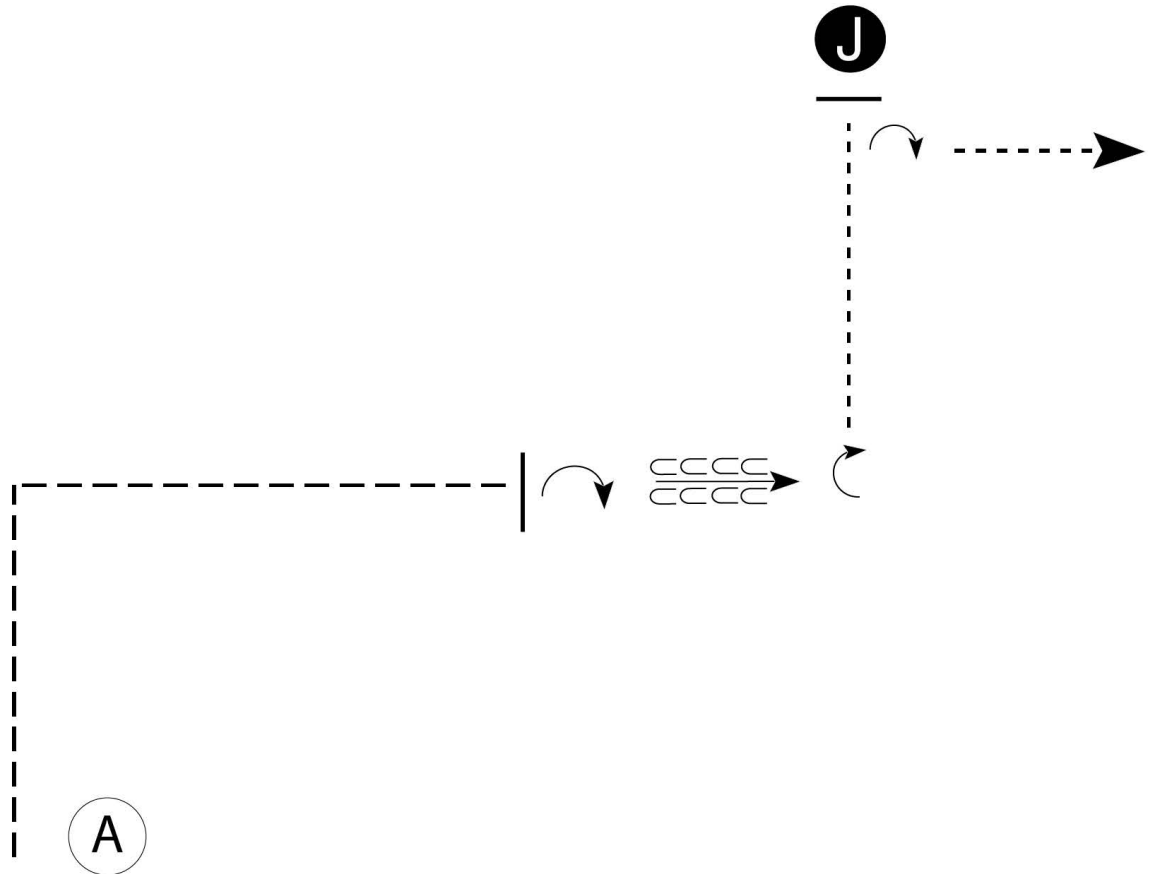
[WH/WT-65]

Pattern Provided by:

Easter Eggstravaganza

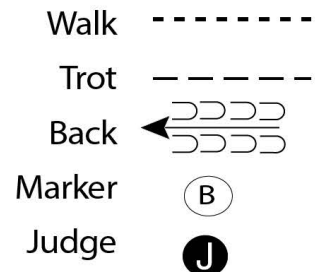
Showmanship - Small Fry

Show Date: April 3, 2026



Be ready at A.

1. When acknowledged, trot a square corner to center of pattern.
2. Stop and perform a 180 degree turn.
3. Back approximately one horse length.
4. Perform a 90 degree turn.
5. Walk to Judge.
6. Stop and set up.
7. Inspection.
8. Perform a 90 degree turn and walk off.

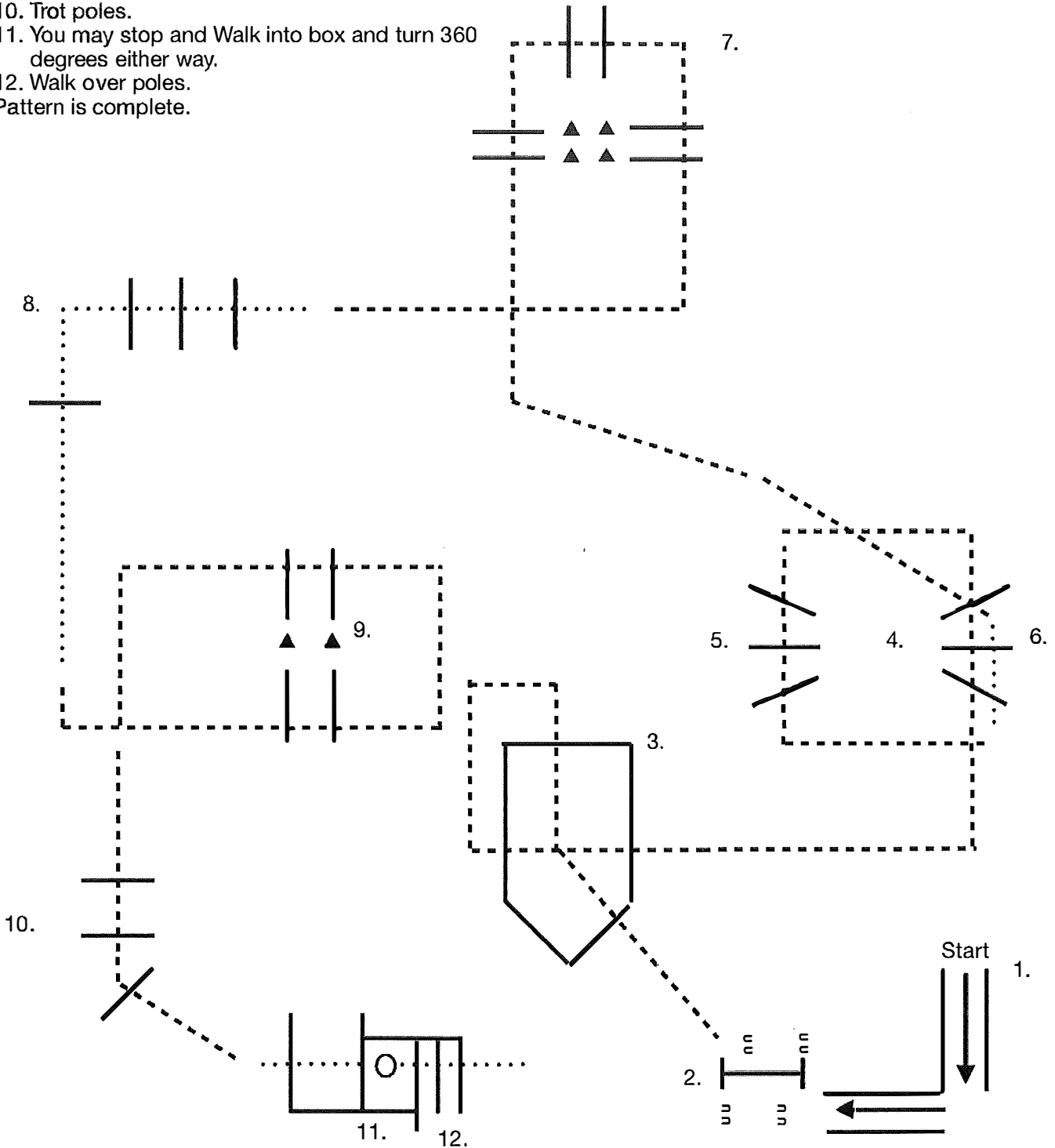


[S/WT-126]

Pattern Provided by:

MQHA Easter Eggstravaganza
 Trail - Walk Trot & Small Fry
 Saturday, April 4th 2026

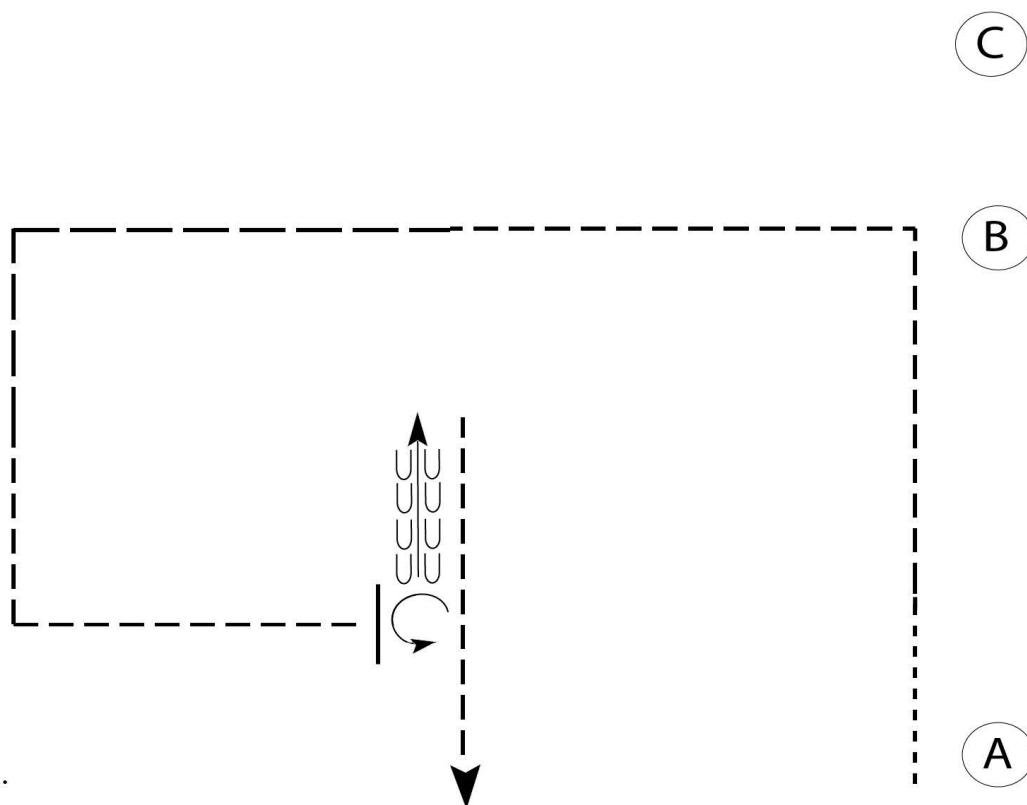
1. Start in back through, work back through.
 2. Work left hand gate.
 3. Trot through obstacle. *2 Walk trot exhibitors work gate left hand.
Small Fry exhibitors make 90° turn left and walk through gate.
 4. Trot first side of fan.
 5. Trot second side of fan.
 6. Stop or break to the walk and walk poles.
 7. Trot through poles.
 8. Stop or break to the walk and walk poles.
 9. Trot through poles.
 10. Trot poles.
 11. You may stop and Walk into box and turn 360 degrees either way.
 12. Walk over poles.
- Pattern is complete.



Easter Eggstravaganza

Horsemanship - Walk/Trot & Small Fry

Show Date: April 4, 2026



Be ready at A.

1. Walk approximately 2 horse lengths from A.
Jog to B and a square corner to center.
2. Extended jog thru first square corner. Slow to a jog midway and continue to jog through second corner.
3. Stop and perform a 270 degree turn to the left.
Back one horse length.
4. Pattern is complete. Exit at the jog.

Walk	-----
Jog	-----
Extended Jog	-----
Lope	—————
Lead Change	
Back	
Marker	(B)

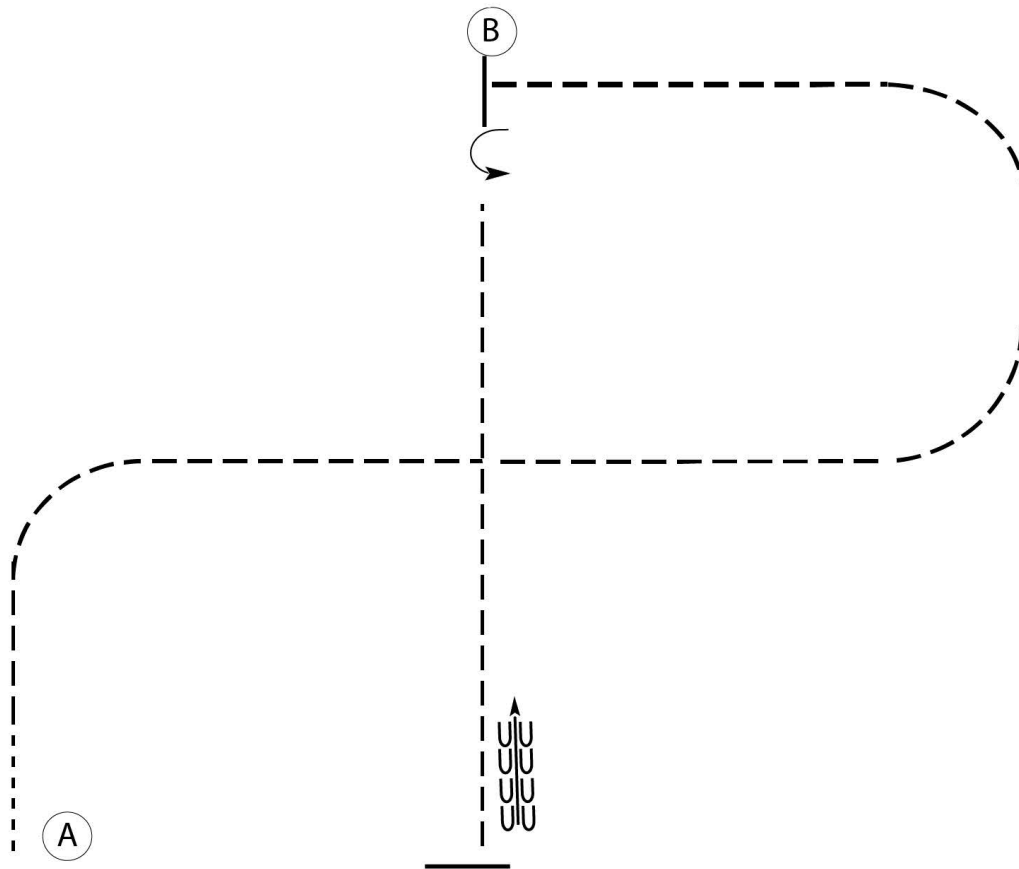
[WH/WT-108]

Pattern Provided by:

Easter Eggstravaganza

Equitation - Walk/Trot & Small Fry

Show Date: April 5, 2026



Be ready at A.

1. Forward walk for approximately 2 strides.
2. Trot on the left diagonal to center of pattern.
3. Change diagonals and trot on the right diagonal until even with B.
4. Stop and perform a 90 degree turn on the forehand to the left to change direction.
5. Sitting trot for 2-3 strides.
6. Trot on the left diagonal until even with A.
7. Stop and back.

Pattern is complete.

Walk	-----
Trot	- - - - -
Extended Trot	— — — — —
Canter	—————
Leg Yield	
Lead Change	↙ ↘
Back	← ← ← ← ←
Marker	⊙
Sidepass	← — — — — →
Hand Gallop	—— ———

[HSE/WT-115]

Pattern Provided by: