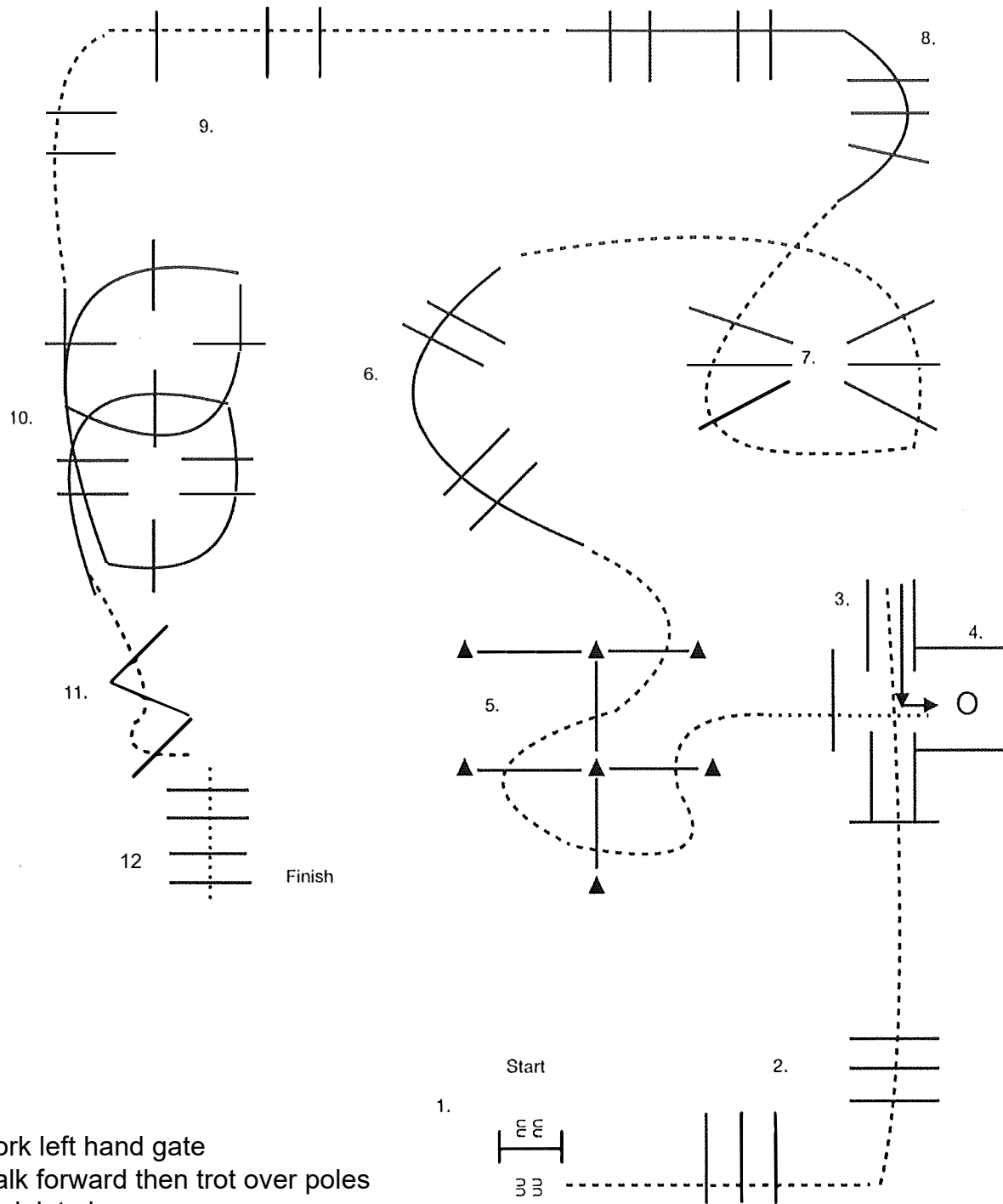


# The Harbor Classic

## All Trail Except Walk Trot and Small Fry

### Tuesday, June 30th 2026

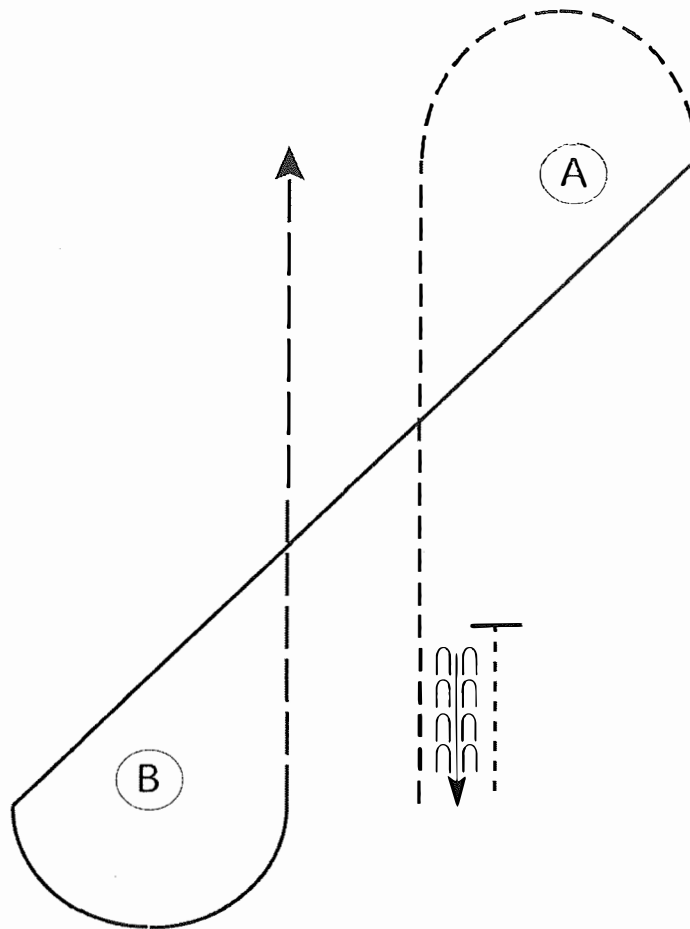


1. Work left hand gate
2. Walk forward then trot over poles
3. Back into box
4. 360° either direction and walk out of box
5. Trot through serpentine
6. Lope right lead over poles
7. Trot through fan
8. Lope left lead
9. Trot over poles
10. Lope left lead over poles
11. Trot through poles
12. Break to a walk or stop, walk over poles

# Harbor Classic

Western Horsemanship (All rookie and level 1 am/youth, Non Pro )




Show Date: 06-30-2026



Be ready lined up to A.

1. Walk approximately 2 horse lengths toward A.
2. Stop and back until even with B.
3. Jog to and around A.
4. Lope on the left lead to and around B.
5. Extended jog in a straight line.
6. Pattern is over once you have passed A.

Follow the instructions of your ring steward.

|              |   |
|--------------|---|
| Walk         | .....   |
| Jog          | -----   |
| Extended Jog | -----   |
| Lope         | —————   |
| Lead Change  |  |
| Back         |  |
| Marker       |  |

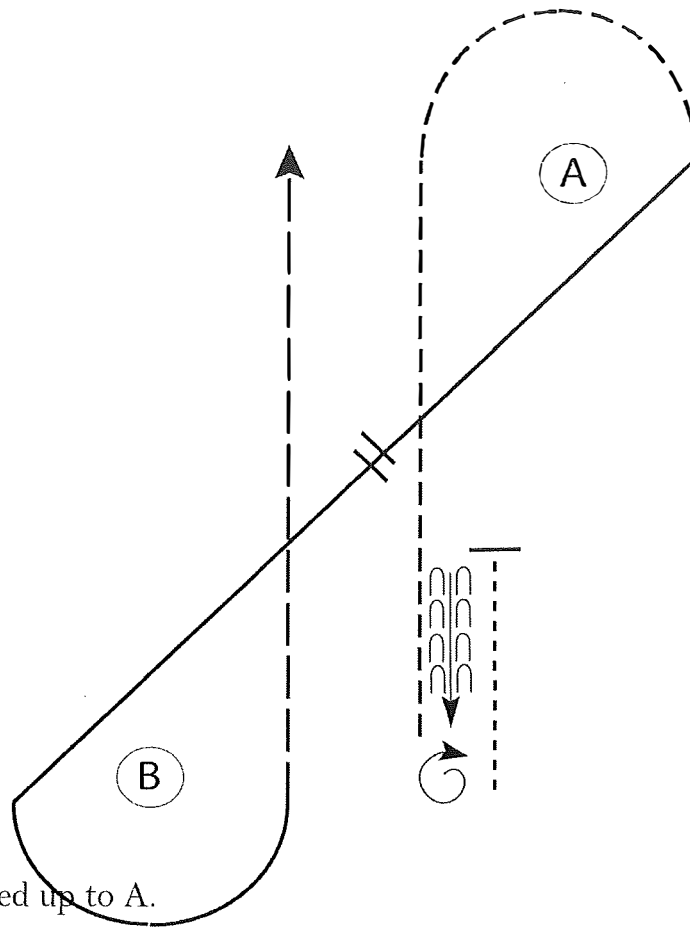
[WH/1-92]

Pattern Provided by:  
*Richard Spinks*

# Harbor classic

## Western Horsemanship (Am/sel am/13 and under/14-18)

Show Date: 06-30-2026



Be ready lined up to A.

1. Walk approximately 2 horse lengths toward A.
2. Stop and back until even with B.
3. Perform a full turn right.
4. Jog to and around A.
5. Lope on the right lead halfway to B.
6. Change leads halfway to B and lope to and around B.
7. Extended jog in a straight line.
8. Pattern is over once you have passed A.

Follow the instructions of your ring steward.

|                     |         |
|---------------------|---------|
| <b>Walk</b>         | .....   |
| <b>Jog</b>          | -----   |
| <b>Extended Jog</b> | -----   |
| <b>Lope</b>         | —————   |
| <b>Lead Change</b>  | ———/——— |
| <b>Back</b>         | ←———    |
| <b>Marker</b>       | ⓑ       |

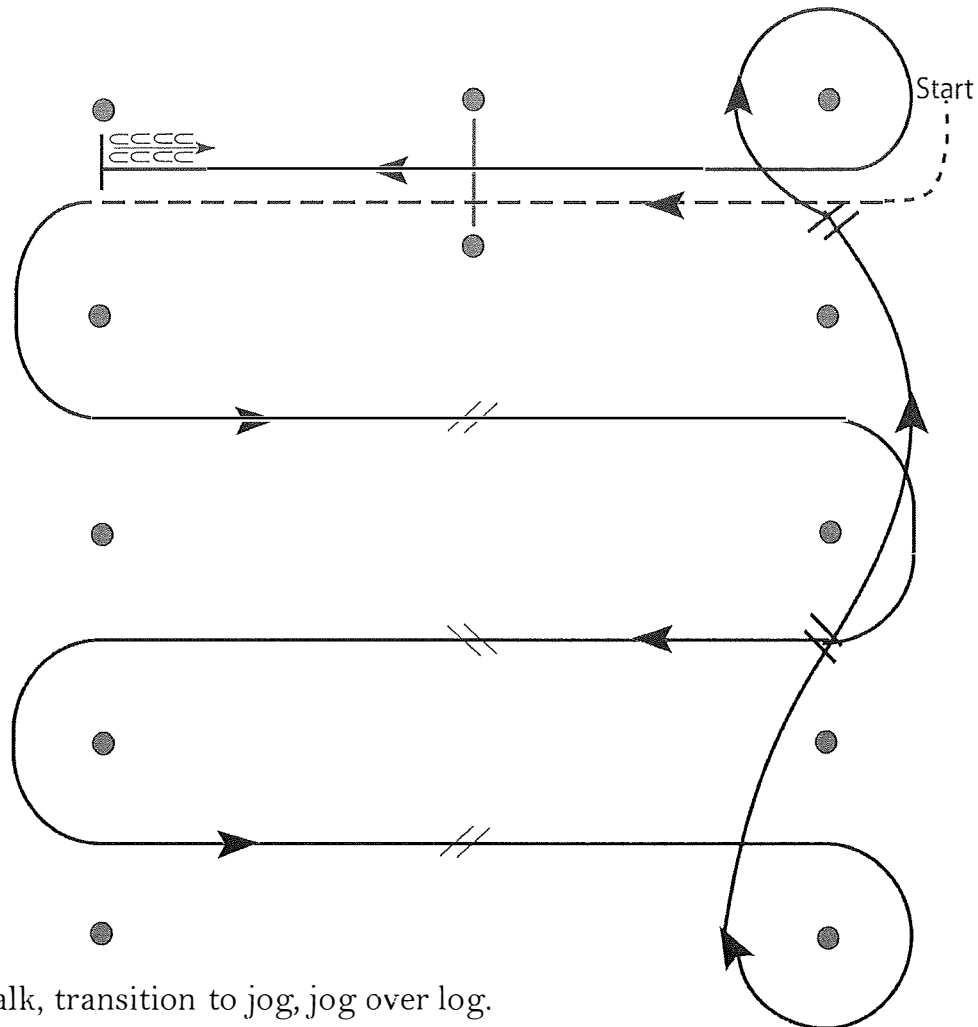
[WH/3-92]

**Pattern Provided by:**  
*Richard Spinks*

# Harbor classic

## Level 1 Western Riding

Show Date: 7-1-2026



1. Walk, transition to jog, jog over log.
2. Transition to left lead lope.
3. First crossing change.
4. Second crossing change.
5. Third crossing change.
6. Circle and first line change.
7. Second line change and circle.
8. Lope log.
9. Stop and back.

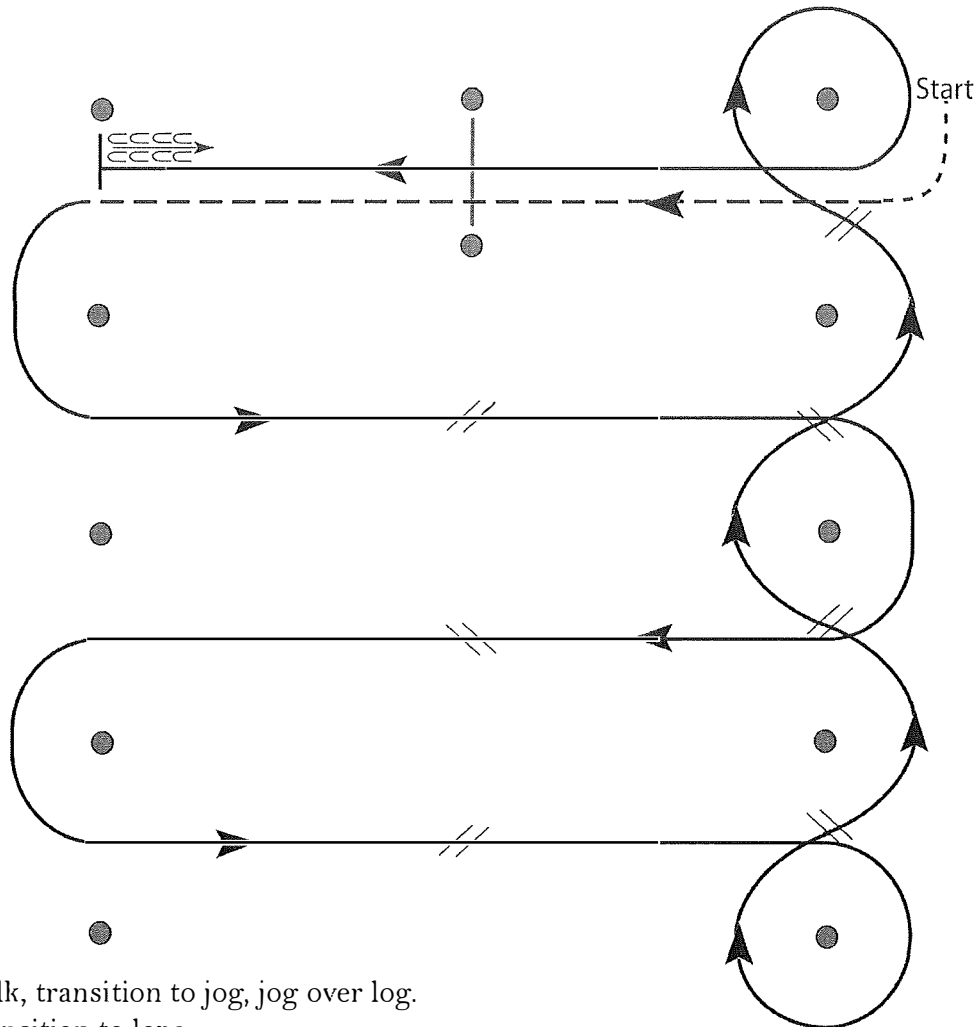
[WR/GP-2]

Pattern Provided by:  
*Richard Spinks*

# Harbor classic

## Western Riding (All)

Show Date: 7-1-2026



1. Walk, transition to jog, jog over log.
2. Transition to lope.
3. First crossing change.
4. Second crossing change.
5. Third crossing change.
6. Circle and first line change.
7. Second line change.
8. Third line change.
9. Fourth line change and circle.
10. Lope log.
11. Lope, stop and back.

[WR/OP-2]

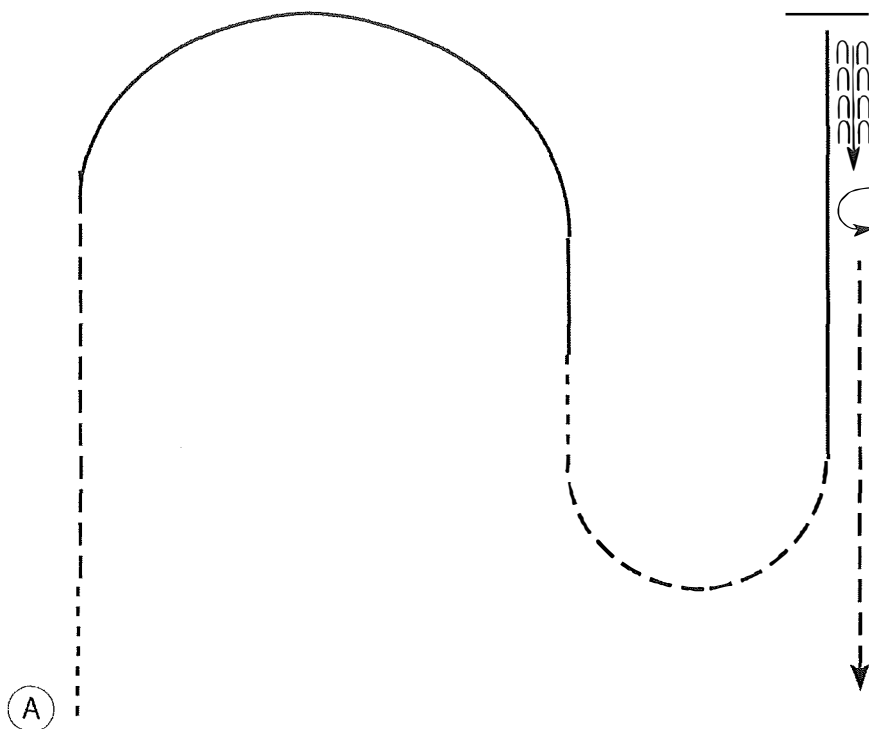
Pattern Provided by:

*Richard Spinks*

# Harbor classic

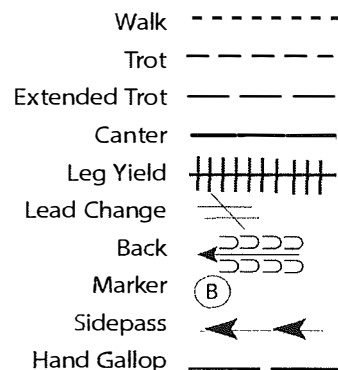
## Hunt Seat Equitation (ROOKIE/L1-AM-YOUTH, NON PRO)

Show Date: 7-1-2026



Be ready at A.

1. Walk FORWARD two horse lengths then sitting trot.
2. Right lead canter .
3. Walk FORWARD two horse lengths then trot right diagonal.
4. Left lead canter.
5. Halt and back 5 steps.
6. 180 degree turn on the forehand left and sitting trot to exit. Pattern is complete.



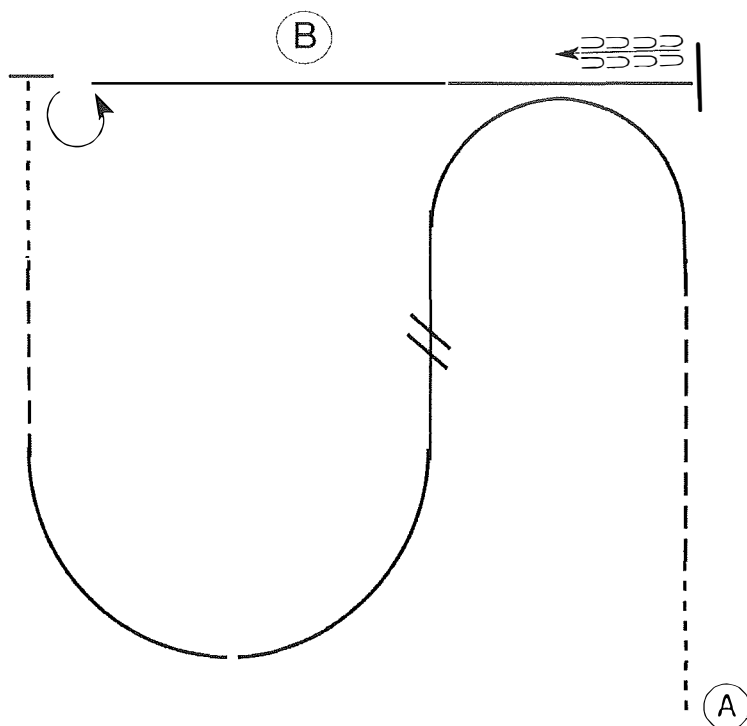
[HSE/1-116]

Pattern Provided by:  
*Richard Spinks*

# Harbor classic

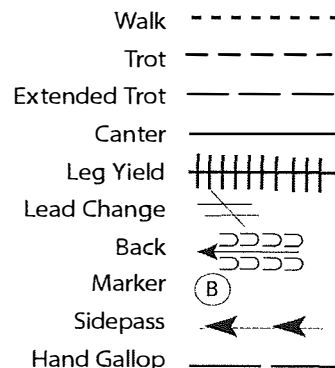
## Hunt Seat Equitation (AM/SEL AM/YOUTH)

Show Date: 7-1-2026



Be ready at A. NOT BEING READY AT A WILL BE CONSIDERED LATE AND A MINUS MANEUVER.

1. Walk two horse lengths from A then trot on the right diagonal.
2. Left lead canter.
3. Change leads.
4. Right lead in a half circle.
5. Sitting trot 3-4 strides.
6. Walk.
7. Stop and perform a 3/4 turn on the forehand left.
8. Canter right lead until even with A.
9. Halt and back approximately 5 steps.



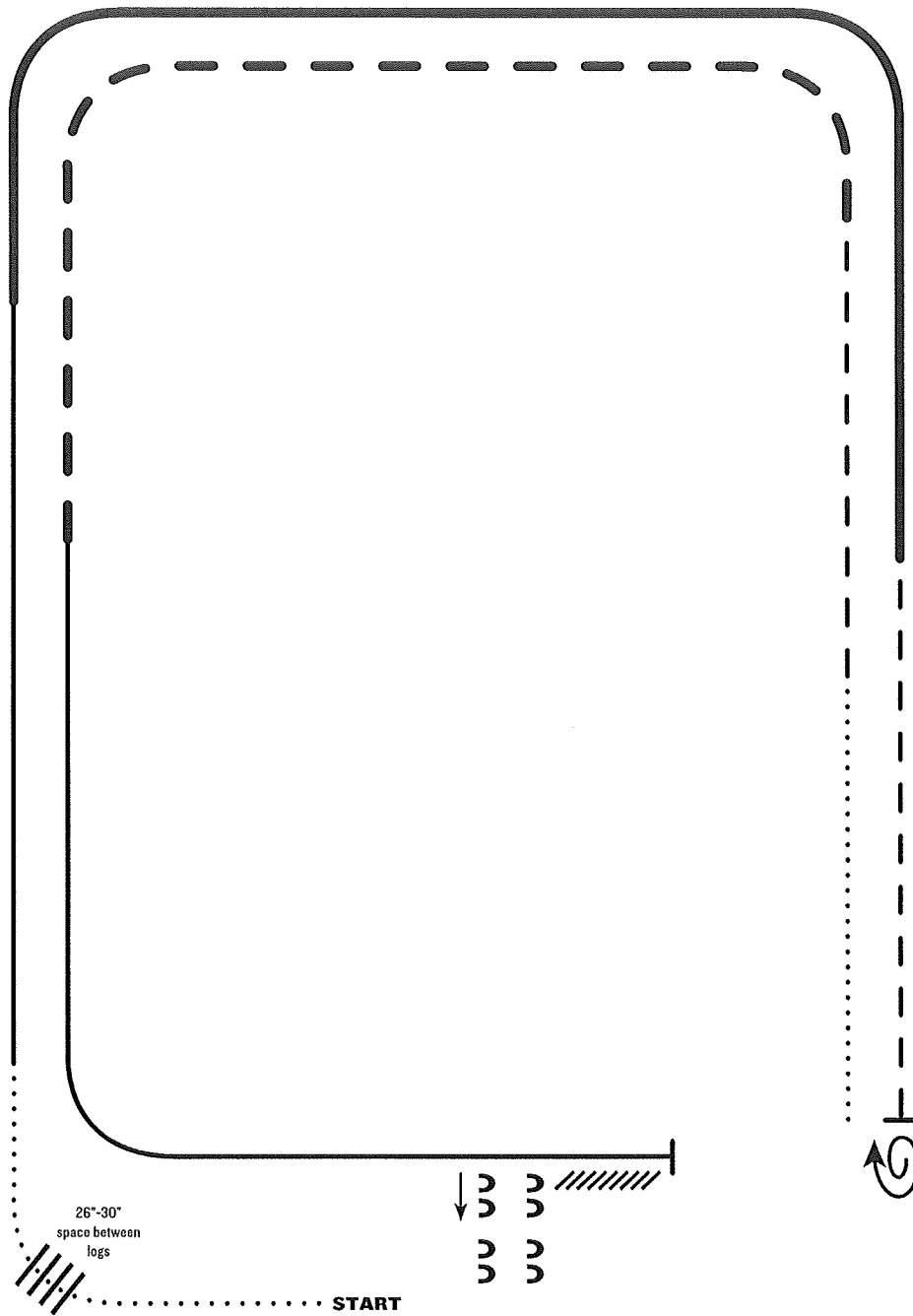
[HSE/3-117]

Pattern Provided by:  
*Richard Spinks*

# RANCH RIDING - PATTERN 6

## LEGEND

|           |               |
|-----------|---------------|
| .....     | Walk          |
| ....      | Extended Walk |
| - - -     | Trot          |
| - - - - - | Extended Trot |
| —————     | Lope          |
| —————     | Extended Lope |
| ///////   | Back          |
| ∩         | Lead Change   |



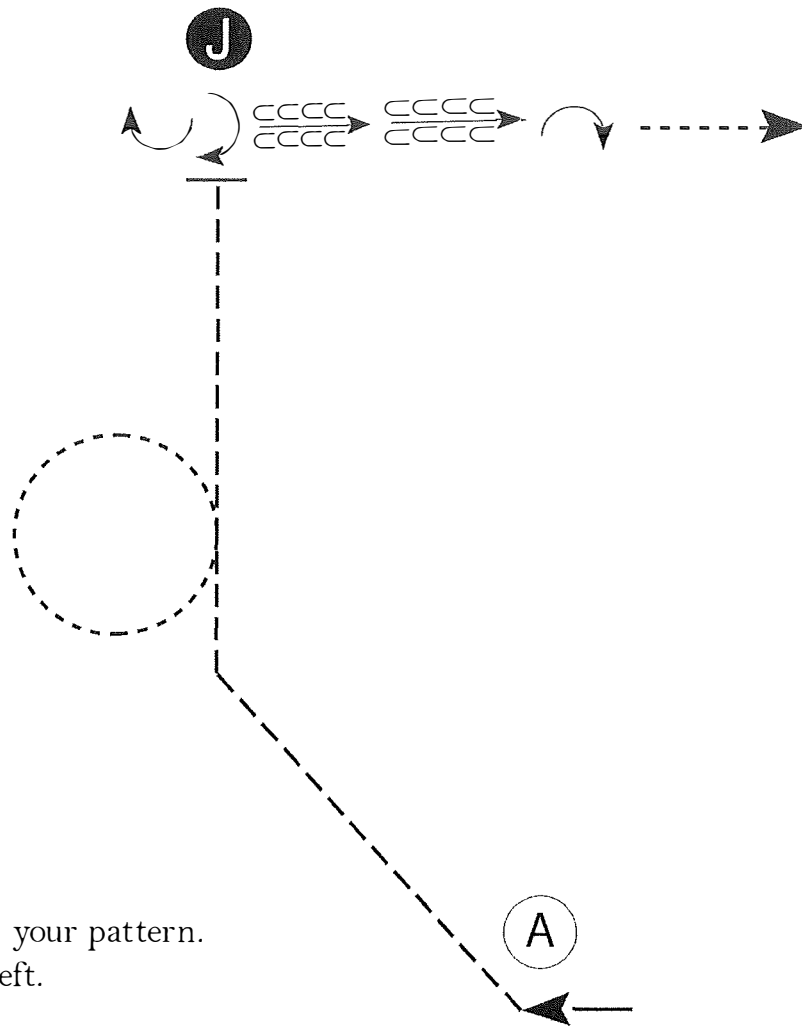
1. Walk
2. Walk over logs
3. Lope right lead
4. Extended lope right lead
5. Trot
6. Stop, 1 1/2 turn right
7. Walk
8. Trot
9. Extended trot
10. Lope left lead
11. Stop and back
12. Side pass right

Note: The drawn description of this pattern is only intended for the general depiction of the pattern. Exhibitors should utilize the arena space to best exhibit their horses.

# Harbor classic

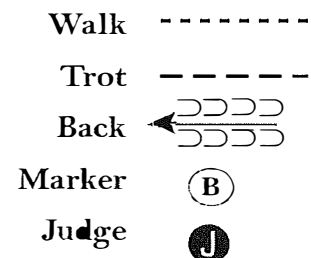
## Showmanship (ROOKIE/L1-AM-YOUTH, NON PRO)

Show Date: 7-2-2026



Be ready at A.

1. Trot to the middle of your pattern.
2. Walk a circle to the left.
3. Trot to the Judge.
4. Perform a 1/2 turn and set up for inspection.
5. When dismissed, perform a 90 degree turn and back approximately one horse length.
6. Perform a 180 degree turn and exit at a walk.



[S/1-93]

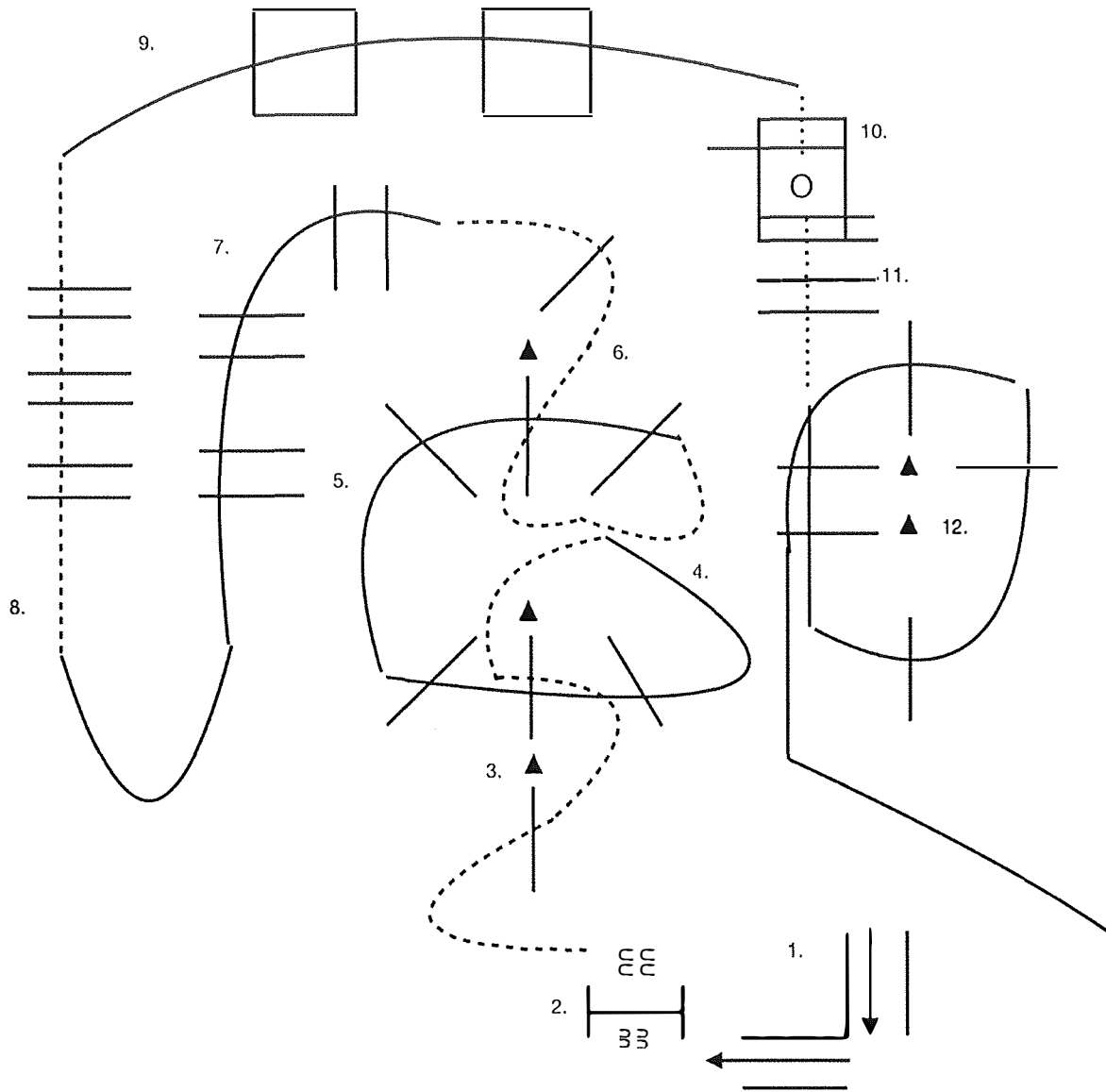
Pattern Provided by:  
*Richard Spinks*



# Harbor Classic

## All Trail - Except Small Fry & Walk Trot

### July 3, 2026



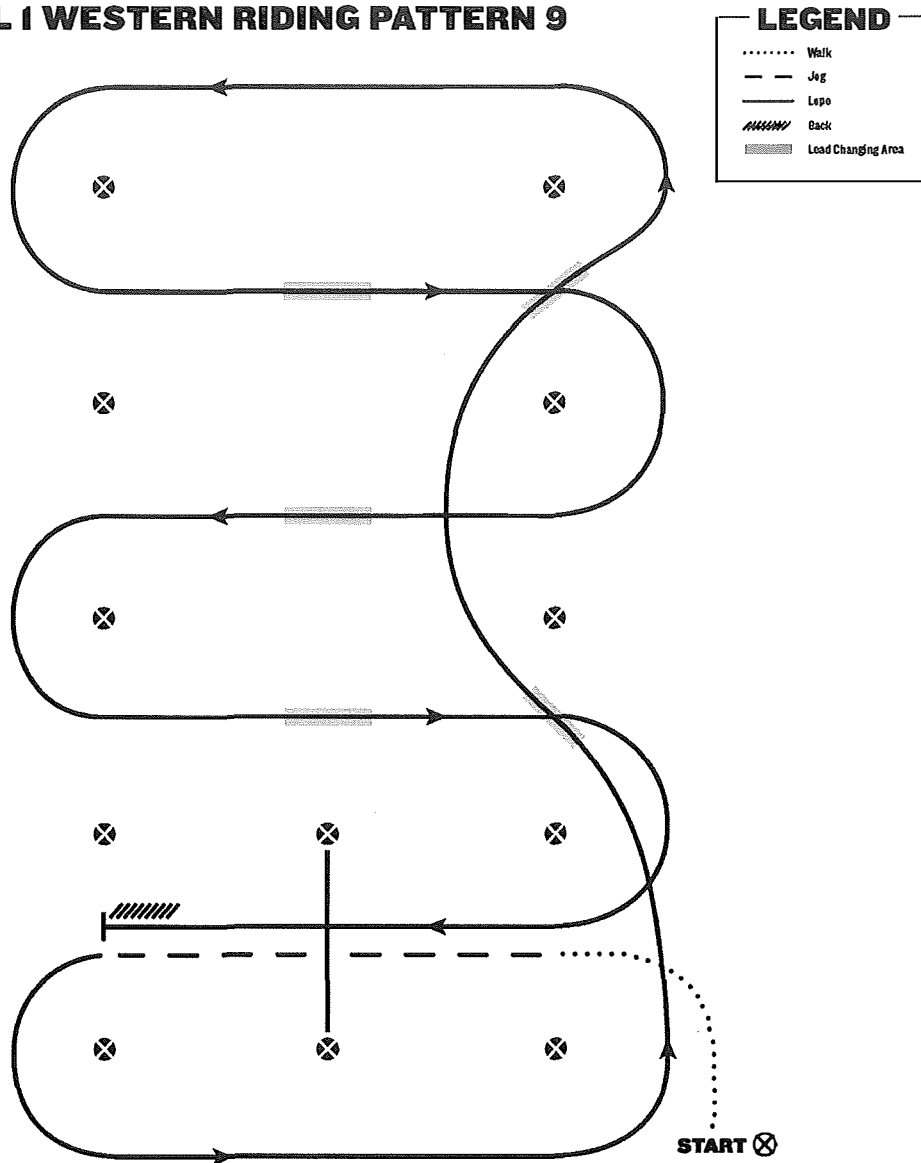
1. Start in chute and back to gate
2. Work left hand gate
3. Trot through serpentine
4. Lope right lead
5. Continue lope right lead
6. Trot serpentine
7. Lope left lead
8. Trot over poles
9. Lope right lead over boxes
10. Stop, walk into box
11. Spine 360° to the right, walk out over poles
12. Lope left lead over poles

# Harbor Classic

## Western Riding (All L1)

Show Date: July 3, 2026

### LEVEL I WESTERN RIDING PATTERN 9



1. Walk at least 15 feet from start cone to the first marker, as drawn, transition to jog, jog over log.
2. Transition to the lope left lead & lope around end
3. First line change
4. Second line change, lope around the end of arena
5. First crossing change
6. Second crossing change
7. Third crossing change
8. Lope over log
9. Lope, stop & back

Revised 06-07-2021

[WR/GP-9]

Pattern Provided by:

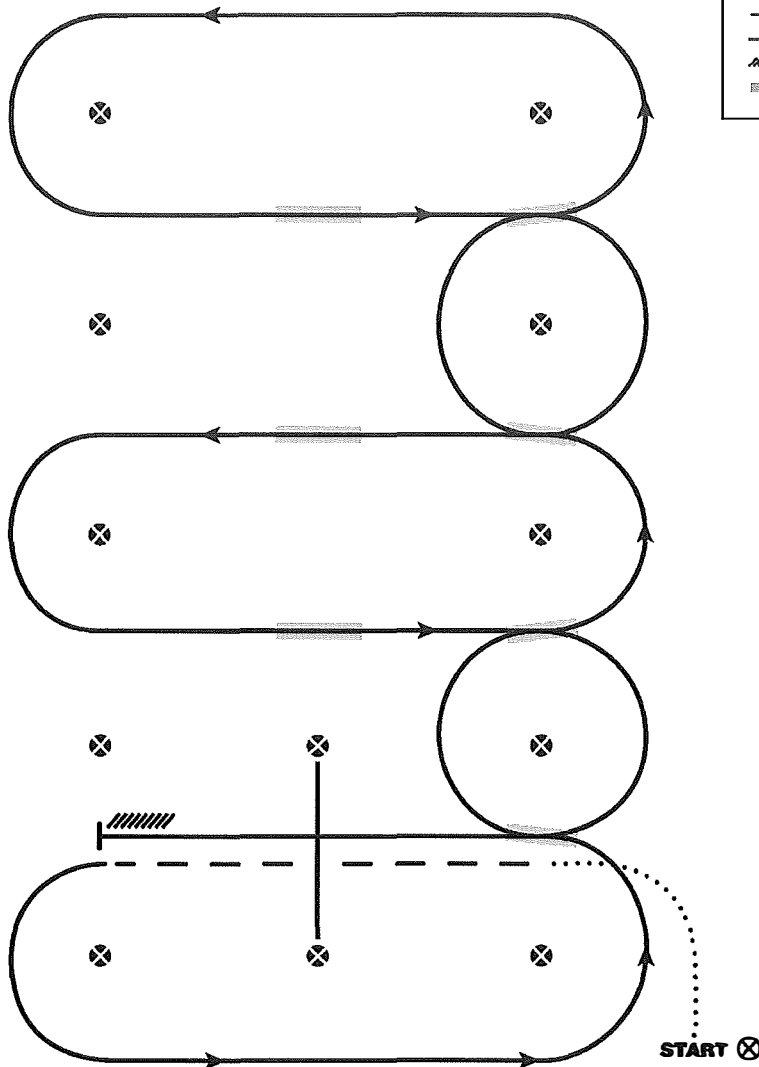
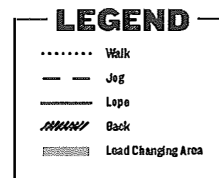
*Judges*

# Harbor Classic

## Western Riding (Open, Youth & Ama)

Show Date: July 3, 2026

### WESTERN RIDING - PATTERN 9



1. Walk at least 15 feet from start cone to the first marker, as drawn, transition to jog, jog over log.
2. Transition to the lope left lead
3. First line change
4. Second line change
5. Third line change
6. Fourth line change
7. First crossing change
8. Second crossing change
9. Third crossing change
10. Lope over log
11. Lope, stop & back

Revised 06-07-2021

[WR/OP-9]

Pattern Provided by:

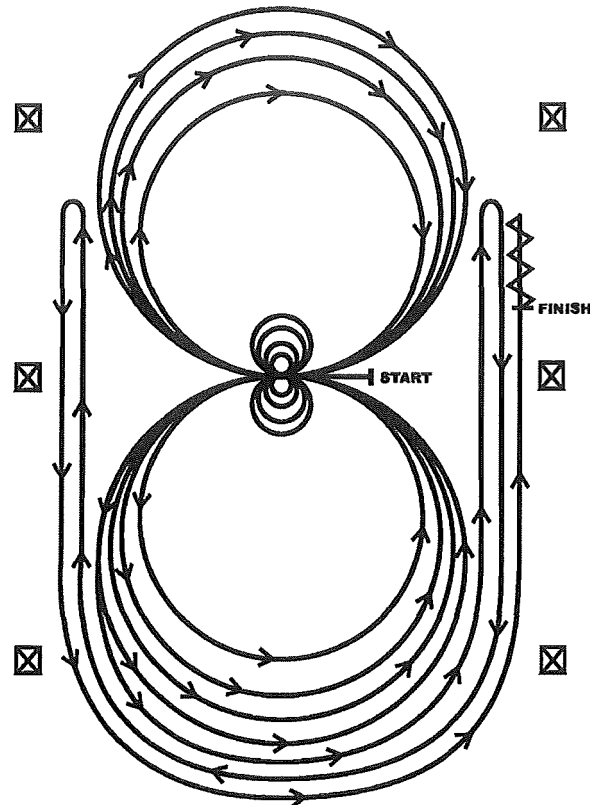
*Judges*

# Harbor Classic

## Reining (Jackpot )

Show Date: July 3, 2026

### REINING PATTERN 5



Horses may walk or jog to the center of arena. Horses must walk or stop prior to starting pattern. Beginning at the center of the arena facing the left wall or fence.

1. Beginning on the left lead, complete three circles to the left: the first two circles large and fast; the third circle small and slow. Stop at the center of the arena. Hesitate.
2. Complete four spins to the left. Hesitate.
3. Beginning on the right lead, complete three circles to the right: the first two circles large and fast; the third circle small and slow. Stop at the center of the arena. Hesitate.
4. Complete four spins to the right. Hesitate.
5. Beginning on the left lead, run a large fast circle to the left, change leads at the center of the arena, run a large fast circle to the right, and change leads at the center of the arena. (Figure 8)
6. Continue around previous circle to the left but do not close this circle. Run up the right side of the arena past the center marker and do a right rollback at least twenty feet (six meters) from the wall or fence—no hesitation.
7. Continue around previous circle but do not close this circle. Run up the left side of the arena past the center marker and do a left rollback at least twenty feet (six meters) from the wall or fence—no hesitation.
8. Continue back around previous circle but do not close this circle. Run up the right side of the arena past the center marker and do a sliding stop at least twenty feet (six meters) from the wall or fence. Back up at least ten feet (three meters). Hesitate to demonstrate completion of the pattern.

[R/AQHAP-5]

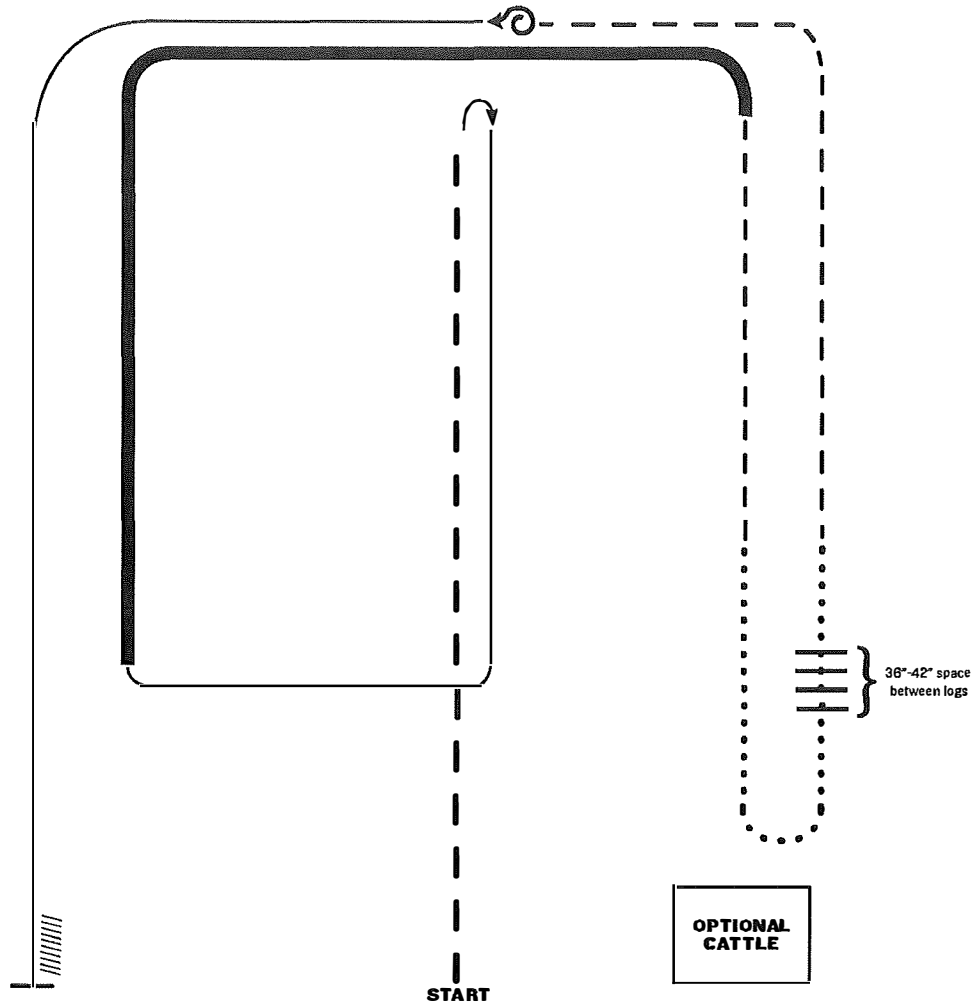
Pattern Provided by:

*Judges*

# Harbor Classic

## Ranch Riding (All Classes)

Show Date: July 3, 2026



1. Extended trot
2. Stop, rollback right
3. Lope right lead
4. Extended lope (right lead)
5. Trot
6. Walk
7. Walk over logs
8. Walk
9. Trot
10. Stop, 360 left
11. Lope left lead
12. Stop and back

Note: The drawn description of this pattern is only intended for the general depiction of the pattern. Exhibitors should utilize the arena space to best exhibit their horses.

[RR/AQHA-15]

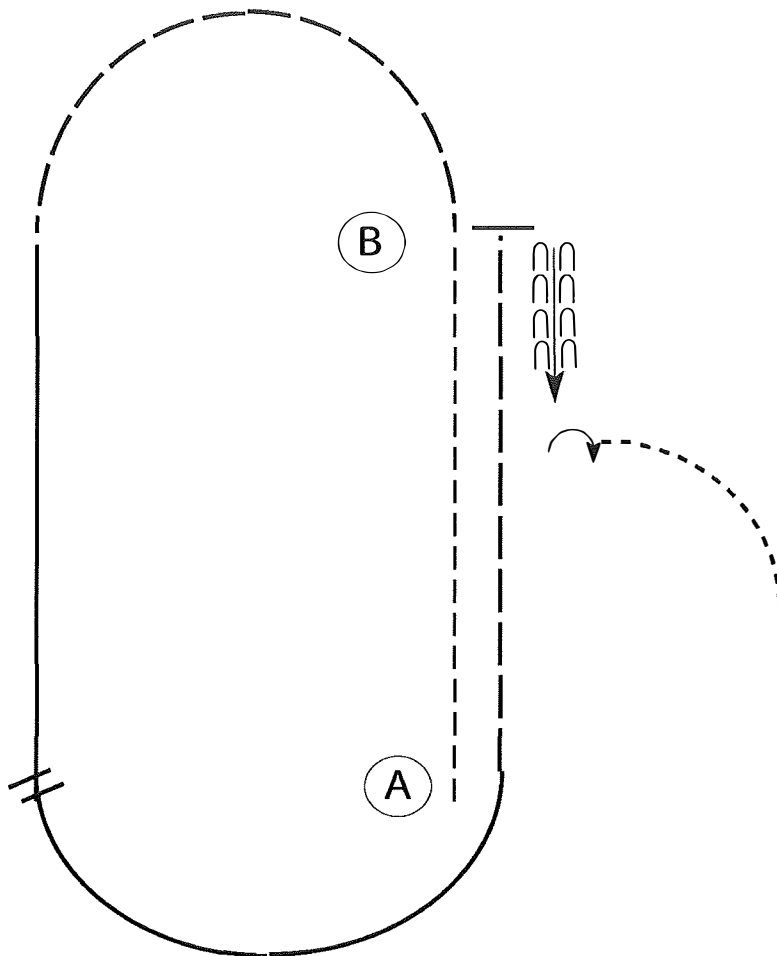
Pattern Provided by:

*Judges*

# Harbor Classic

## Horsemanship (All Except Walk Trot)

Show Date: July 4, 2026



Be ready at A.

1. Jog from A to B.
2. Extend the jog in a half circle.
3. Lope on the right lead until even with A.
4. Perform a simple lead change.
5. Lope on the left lead until even with A.
6. Extend the jog to B.
7. Stop, back one horse length and perform a 90 degree turn to the right.
8. Pattern is complete. Exit at the walk

|              |           |
|--------------|-----------|
| Walk         | -----     |
| Jog          | - - - - - |
| Extended Jog | — — — —   |
| Lope         | —————     |
| Lead Change  |           |
| Back         |           |
| Marker       | ⓑ         |

Pattern Provided by:

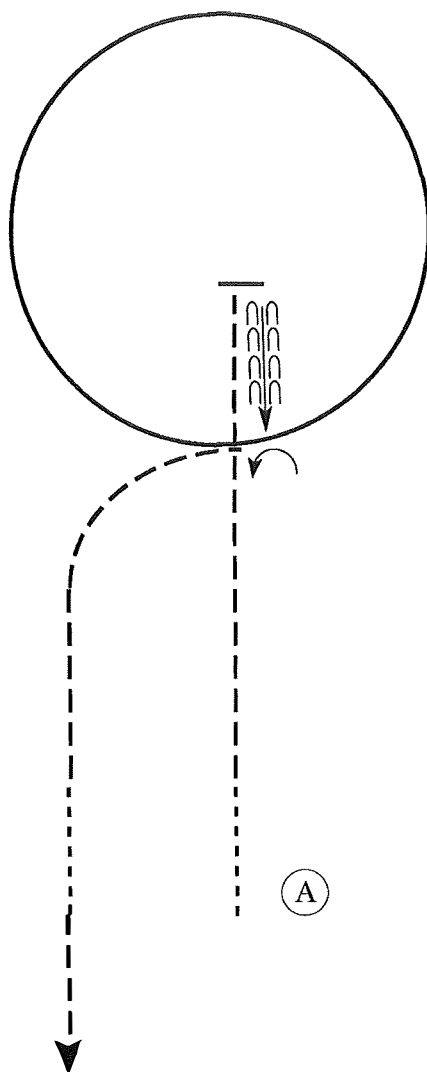
[WH/2-109]

*Judges*

# Harbor Classic

## Hunt Seat Equitation (All Except Walk Trot)

Show Date: July 5, 2026



Be ready at A.

1. Walk two horse lengths then posting trot on the left diagonal past the center of the arena.
2. Stop and back approximately two horse lengths.
3. Perform a 90 degree turn on the forehand to the left.
4. Canter a circle on the right lead.
5. Posting trot on the right diagonal then walk two horse lengths. Pattern is complete, exit at a sitting trot.

|               |           |
|---------------|-----------|
| Walk          | -----     |
| Trot          | - - - - - |
| Extended Trot | — — — —   |
| Canter        | —————     |
| Leg Yield     |           |
| Lead Change   | — / —     |
| Back          | ← ← ← ← ← |
| Marker        | ⓑ         |
| Sidepass      | ← — — — ← |
| Hand Gallop   | — — — —   |

[HSE/1-82]

Pattern Provided by:  
*Judges*