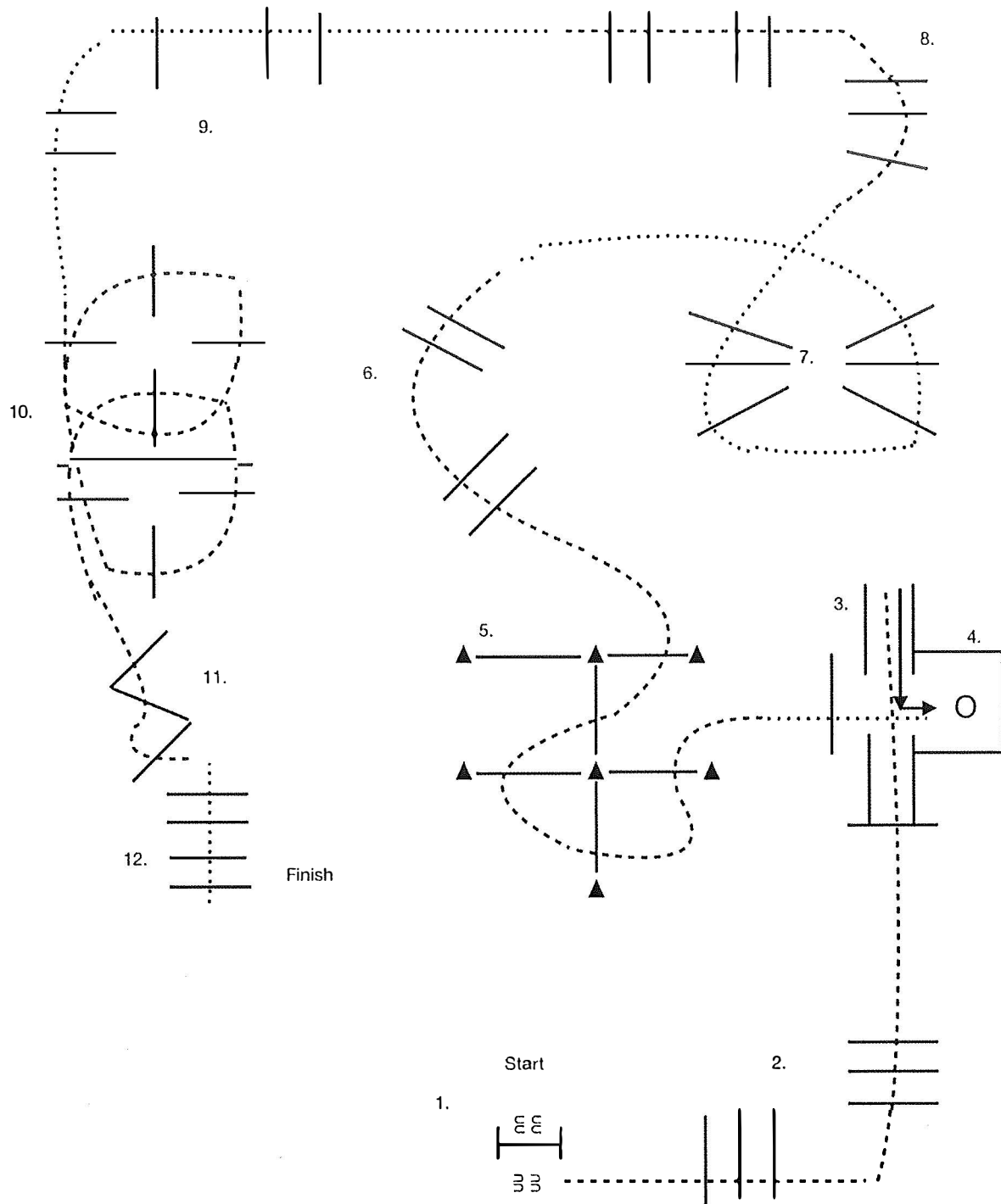


Harbor Classic Small Fry & Walk Trot Trail June 30, 2026



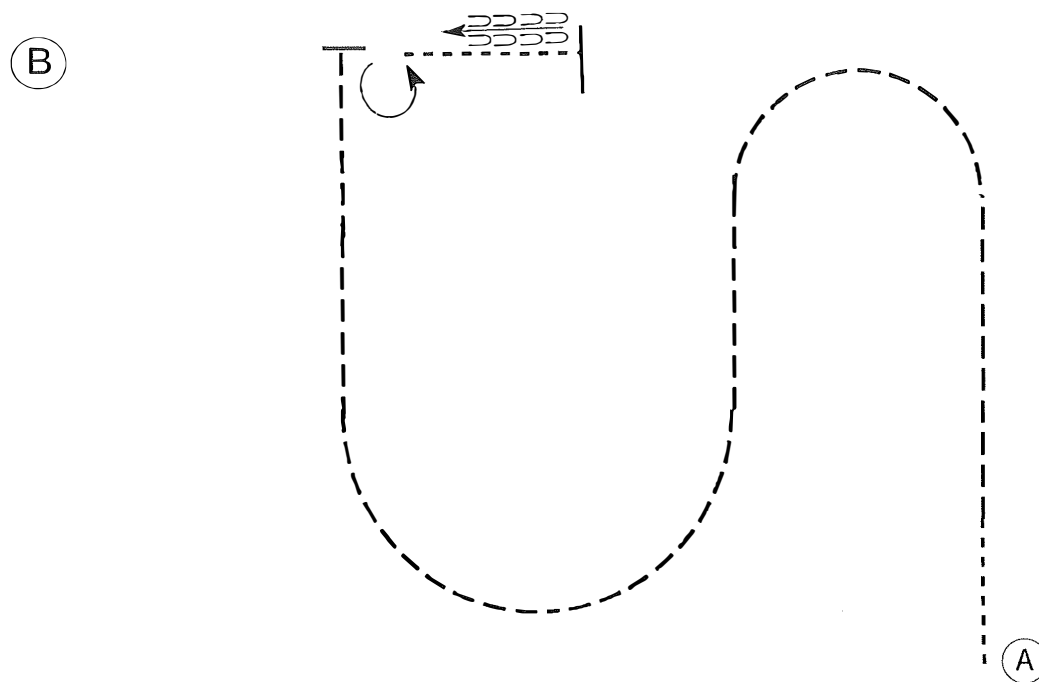
- | | |
|---|--|
| <ol style="list-style-type: none"> 1. Walk Trot exhibitors work gate left hand. Small Fry exhibitors walk through gate and towards poles 2. Walk forward and then trot over poles 3. Back into box 4. 360° either direction, walk out over pole 5. Trot through serpentine 6. Trot over poles | <ol style="list-style-type: none"> 7. Walk over fan 8. Trot poles 9. Walk Poles 10. Trot over poles 11. Trot over poles 12. Break to a walk or stop, walk over poles |
|---|--|

Harbor Classic

Hunt Seat Equitation

Small Fry & Walk Trot

Show Date: July 1, 2026



Be ready at A. NOT BEING READY AT A WILL BE CONSIDERED LATE AND A MINUS MANEUVER.

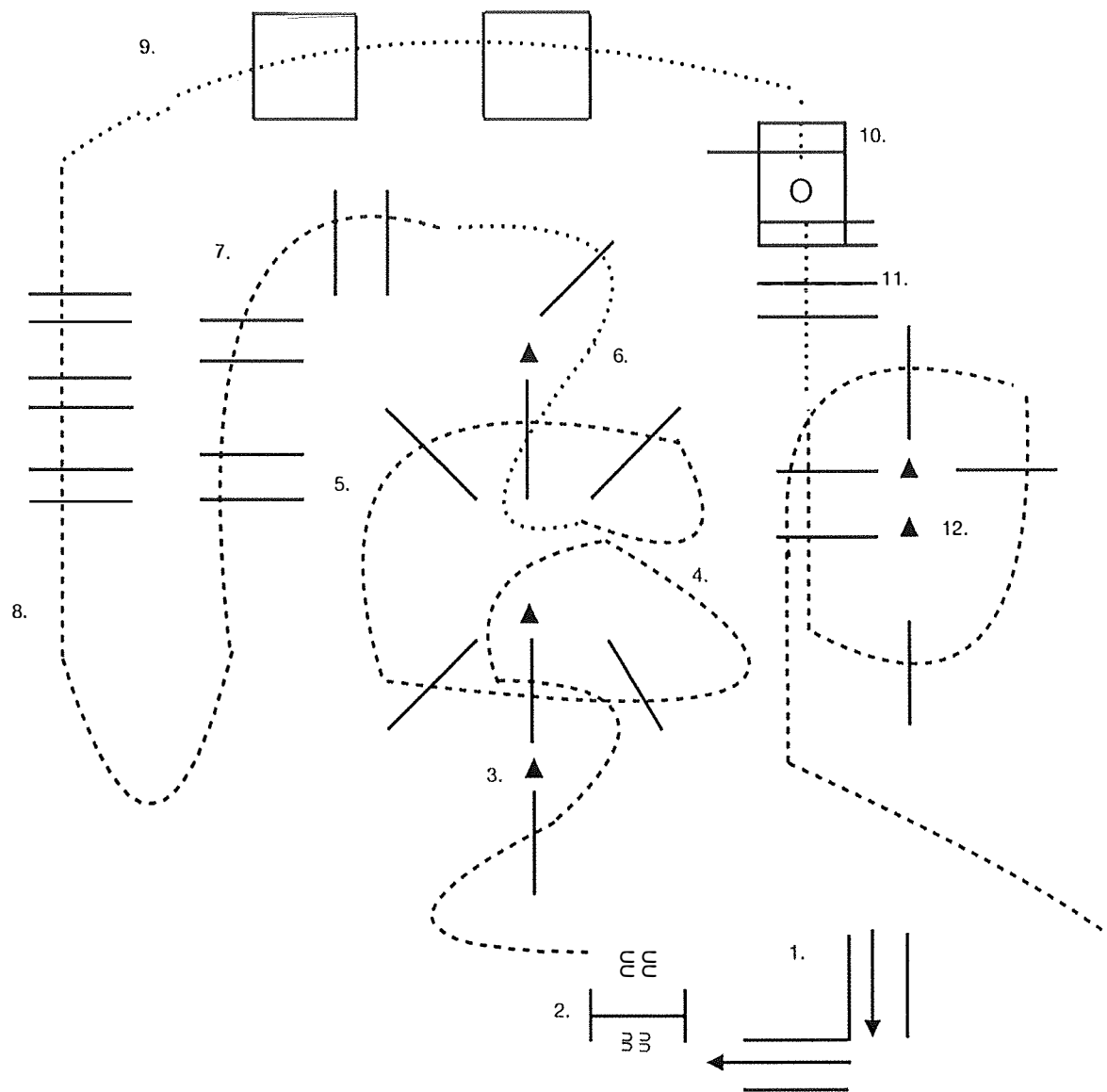
1. Walk two horse lengths from A then trot on the right diagonal.
2. Change diagonals.
3. Trot left diagonal in half circle.
4. Sitting trot until even with B.
5. Stop and perform a 3/4 turn on the forehand left.
6. Walk FORWARD two horse lengths.
7. Halt and back approximately 5 steps.

| | |
|---------------|-------------|
| Walk | ----- |
| Trot | - - - - - |
| Extended Trot | — — — — — |
| Canter | ————— |
| Leg Yield | |
| Lead Change | — / — |
| Back | ←←←←← |
| Marker | (B) |
| Sidepass | ← - - - - ← |
| Hand Gallop | — — — — — |

Pattern Provided by:

[HSE/WT-117]

Harbor Classic Small Fry & Walk Trot Trail July 3, 2026

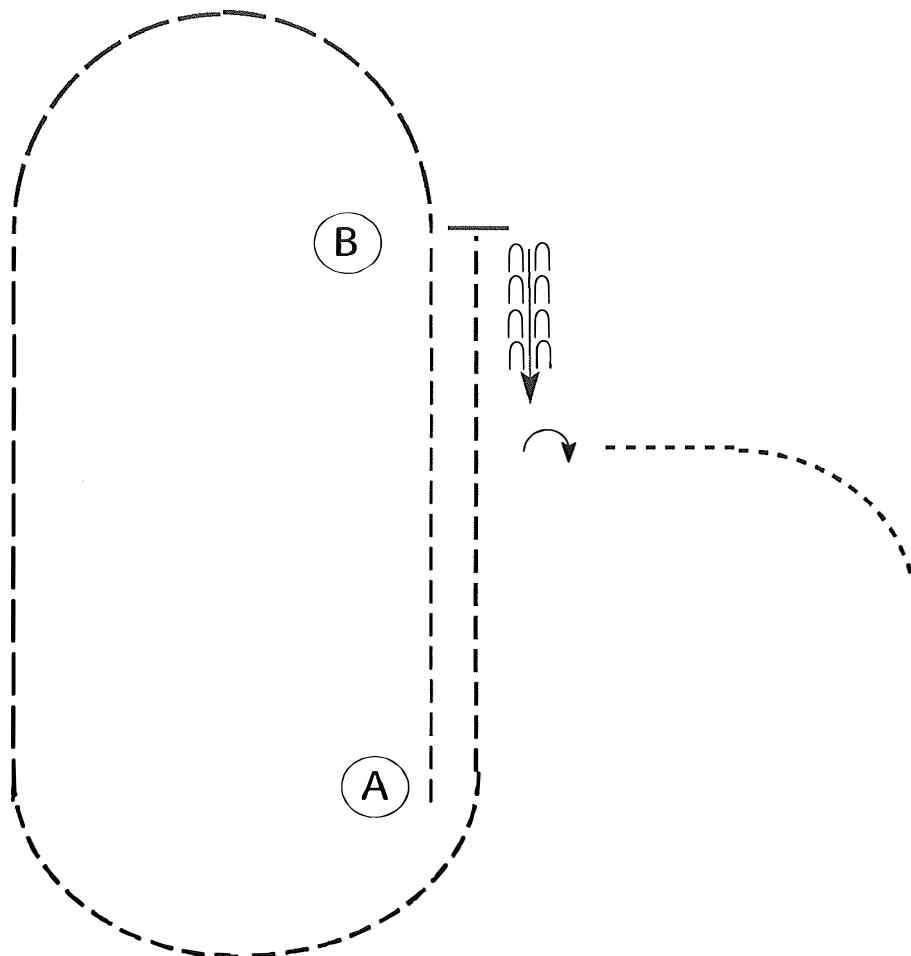


1. Start in chute and back to gate
2. Walk Trot exhibitors work gate left hand. Small Fry exhibitors turn 90° left and walk through gate.
3. Trot through serpentine
4. Trot over poles
5. Continue trot over poles
6. Trot through serpentine
7. Trot over poles
8. Continue trot over poles
9. Walk over pole boxes
10. Stop and walk into box
11. Spin 360° to the right and walk out over poles
12. Trot over poles to finish

Harbor Classic

Horsemanship (All Walk Trot)

Show Date: June 2-5, 2026



Be ready at A.

1. Jog from A to B.
2. Extend the jog in a half circle.
3. Continue the extended jog on a straight line until even with A.
4. Jog a half circle then a straight line to B.
5. Stop, back one horse length and perform a 90 degree turn to the right.
6. Pattern is complete. Exit at the walk.

| | |
|--------------|-----------|
| Walk | ----- |
| Jog | - - - - - |
| Extended Jog | — — — — |
| Lope | ————— |
| Lead Change | — / — |
| Back | ← — — — — |
| Marker | ⓑ |

[WH/WT-109]

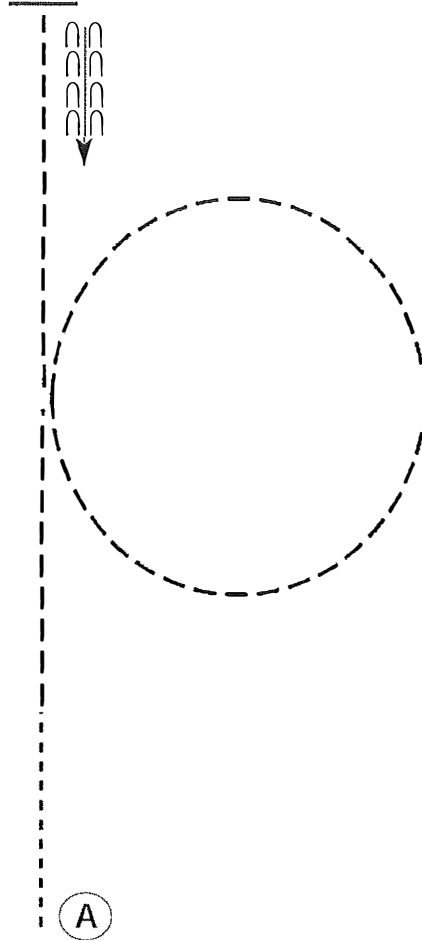
Pattern Provided by:

Judges

Harbor Classic

Hunt Seat Equitation (All Walk Trot)

Show Date: June 2-5, 2026



Be ready at A.

1. Walk for 3-4 strides.
2. Posting trot on the right diagonal for 6 strides.
3. Change diagonals and trot a circle to the right.
4. When at the center, sitting trot in a straight line for 6-8 strides.
5. Halt and back approximately one horse length.

Follow the instructions of your ring steward.

| | |
|---------------|-----------|
| Walk | ----- |
| Trot | - - - - - |
| Extended Trot | ————— |
| Canter | ————— |
| Leg Yield | |
| Lead Change | ↘ |
| Back | ←←←←← |
| Marker | Ⓚ |
| Sidepass | ←←←←← |
| Hand Gallop | ————— |

[HSE/WT-63]

Pattern Provided by:

Judges